

ANNUAL REPORT

2 0 2 3 - 2 0 2 4



In cooperation with:








ENVIRONMENTAL
MINDS

The designations employed and the presentation of the material in this publication do not imply the expression of any opinion whatsoever on the part of the Airports Council International Europe concerning the legal status of any country, territory, city or area or of its authorities, or concerning the delimitation of its frontiers or boundaries.

Photos: copyright belongs to the airport(s) listed in the captions (when applicable)

Table of Contents

	Welcome to the Annual Report	05
	Executive Summary	06
	1. The Global Context & Industry Developments	08
	<i>Airport Carbon Accreditation</i> overview	10
	How is <i>Airport Carbon Accreditation</i> governed?	12
	What are the benefits from accreditation?	15
	2. Trends	16
	Global	16
	Europe	22
	Asia-Pacific & Middle East	26
	North America	28
	Latin America & the Caribbean	30
	Africa	32
	Carbon Offsets at Level 3+ and 4+	34
	Carbon Offset Removals at Level 5	36
	3. Outlook	38
	4. Methodology	39
	5. Accreditations List	40
	Contact Information	58



Santiago Arturo Merino Benitez Airport / SCL



Ireland West Airport Knock / NOC

Welcome to the Annual Report

In year 15 of the programme (2023-2024), we have embarked on a new chapter within *Airport Carbon Accreditation* by expanding the programme's framework to introduce a first of its kind Net Zero blueprint for airports. At COP28 in Dubai, ACI unveiled the latest and most ambitious step in the programme's evolution: **Level 5**, which certifies airports' Net Zero achievement for emissions under their direct control, at the same time committing to decarbonise fully – including upstream and downstream emissions – by 2050. The new level, by setting even more ambitious targets, is empowering airports to lead the way in deep carbon reduction.

Achieving Level 5 truly marks an airport as a Net Zero trailblazer: requiring absolute emissions reductions within their control of at least 90% along with investment in carbon removal and establishing partnership with stakeholders - including airlines, ground handlers, suppliers and other business partners. All this means driving meaningful change across the aviation ecosystem.

This is a transformational, holistic approach that aligns with global Net Zero objectives, also setting a benchmark for other industries to follow. The first ten pioneering airports successfully obtained Level 5 accreditation through a pilot programme in 2023, with **15 airports now officially accredited at this level**. The momentum is building day by day, and I want to personally thank these pioneers for demonstrating such an outstanding achievement for the sake of both their passengers and the planet.

Beyond this breakthrough, the *Airport Carbon Accreditation* programme continues to expand at a dynamic pace. In this reporting period, **the number of accreditations has increased by 12%** year-on-year. In parallel, accredited airports have collectively reduced **1,037,292 tonnes of CO₂** in Scope 1 & 2 emissions, within the timespan of the present report, representing a **14.8% decrease** in carbon footprint.

Furthermore, 132 airports upgraded to a higher level of accreditation, clearly showcasing the airport industry's commitment to constantly raising the bar of airport climate action. Notably, **77 airports worldwide have achieved Levels 4/4+**, thus fully aligning their carbon management strategies with global climate objectives. I congratulate them on this achievement and sincerely hope that they set Level 5 in their sights – I have no doubt many are proactively planning how to get there already.

This growing momentum of the programme has not gone unnoticed. In recognition of the airport industry's leadership in tackling climate change, *Airport Carbon Accreditation* was honoured with the **Sustainability Advocate Award 2024** by the Association of Association Executives. This recognition reflects the ambition and dedication of the global airport community in driving real progress towards decarbonisation.

With Level 5 now firmly in place and a growing number of airports striving for Net Zero, our focus for the months ahead will be on supporting and expanding this momentum. The transformation of the sector is accelerating, and *Airport Carbon Accreditation* remains at the heart of this evolution.

On behalf of all the ACI Regions and ACI World, I am proud to present this Year 15 (2023-2024) Annual Report, capturing the achievements of a global airport community committed to continued climate leadership.



Olivier Jankovec
Director General
ACI EUROPE

Executive Summary

78
in North
America

288
in Europe

85
in Latin America
& the Caribbean


26
in Africa



558
**accredited
airports**



70
**new
accreditations***



51.5%
**global passengers
welcomed by
accredited airports****

* There were 10 withdrawals (3 in Europe; 4 in Asia-Pacific & Middle East; 1 in Africa and 2 in Latin America & Caribbean).
** Passenger traffic reference year 2023.



81

in Asia-Pacific & Middle East



12%

Growth of accreditations since the previous period.

-1,037,292 (-14.8%)

Scope 1 and 2 absolute emissions reductions from airports at all levels (in tonnes of CO_{2e} and %).

684,481 tonnes CO_{2e}

compensated with high quality offsets.



87

countries with accredited airports



15

Level 5 airports



132

airports upgrading to a higher level of accreditation



Florianopolis International Airport / FLN



Auckland International Airport / AKL

1. The Global Context & Industry Developments

- **June 2023:** European airport industry Net Zero 2050 Resolution expanded and reaffirmed with tighter criteria and renewed ambition.
- **October 2023:** Adoption of the Refuel EU Aviation Regulation which promotes the increased use of Sustainable Aviation Fuels (SAF) in the European Union. The measure is part of the Fit for 55 package to meet the emissions reduction target of 55% by 2030. It sets requirements for aviation fuel suppliers to gradually increase the share of SAF blended into the conventional aviation fuel supplied at EU airports.
- **November 2023:** New ICAO Environmental Standard sets new targets for fuel efficiency and carbon reduction in aviation for 2025.
- **December 2023:** At the Air Transport Action Group Global Sustainable Aviation Forum taking place at COP28, ACI EUROPE, unveiled the latest and most ambitious development to-date: Level 5. A total of ten airports became certified at *Airport Carbon Accreditation* Level 5 through the pilot programme that took place throughout 2023.
- **February 2024:** Inclusion of Sustainable Aviation Fuel (SAF) in EU's Net Zero Industry Act.
- **May 2024:** At the Airports Council International (ACI) World Annual General Assembly, ACI airport members unanimously adopted three foundational Resolutions aimed at ensuring a safe and sustainable aviation system, including one on aviation decarbonisation and airport climate action.
- **June 2024:** *Airport Carbon Accreditation* was honoured with the Sustainability Advocate Award 2024 by the Association of Association Executives at the International & European Association Success Awards.

Airport Carbon Accreditation overview

Airport Carbon Accreditation is the global standard for carbon management in the airport industry. The aim of the programme is to encourage and enable airports to implement best practices in carbon management. It is aligned with international standards, including the *GHG Protocol*, *ISO 14064-3:2019*, and the *ISO Net Zero Guidelines IWA 42:2022*, and is reviewed and updated accordingly as these standards evolve, while independent administration and verification ensure the programme's credibility. The programme focuses on CO₂ emissions, as they comprise the majority of airport greenhouse gas emissions. Airports can become accredited at seven progressively ambitious levels of accreditation.

Level 1 Mapping requires a policy commitment to emissions reduction endorsed by top management and the development of a carbon footprint for emissions under the airport's control (i.e., Scope 1 & 2 emissions).

Level 2 Reduction requires the fulfilment of all Level 1 accreditation requirements, formulation of a carbon emissions reduction target, development of a Carbon Management Plan to achieve the target and annual reduction of emissions under the airport's control (i.e., Scope 1 & 2 emissions) versus the three-year rolling average.

Level 3 Optimisation requires fulfilment of all Level 2 accreditation requirements, development of a more extensive carbon footprint to include specific Scope 3 emissions and the formulation of a Stakeholder Engagement Plan to promote wider airport-based emissions reductions.

Level 4 Transformation requires a policy commitment to absolute emissions reductions, development of a more extensive carbon footprint, formulation of an absolute long-term emissions reduction target, development of a Carbon Management Plan (setting out the trajectory, interim milestones and the measures required to achieve the target), and development of a Stakeholder Partnership Plan to address third party emissions.

Level 5 requires airports to achieve and maintain $\geq 90\%$ absolute CO_{2e} emissions reductions in Scope 1 and 2 and commit to achieve Net Zero in Scope 3 by 2050 or sooner, aligned with ISO Net Zero and/or sector Net Zero frameworks or commitments where applicable. This level also requires airports to strengthen the approach to third party engagement and offset removals for residual emissions.

In addition, airports at Level 3 and Level 4 can choose to offset their residual emissions, thereby achieving Level 3+ Neutrality and Level 4+ Transition respectively.

FIGURE 1: MAIN REQUIREMENTS OF AIRPORT CARBON ACCREDITATION



*Minimum 90% reduction on Scope 1 & 2 sources.

How is *Airport Carbon Accreditation* governed?



ACI

ACI EUROPE has the overall responsibility for *Airport Carbon Accreditation*, and manages it in close cooperation with the other ACI regions and support by ACI World.



ADMINISTRATOR

The independent programme Administrator, Environmental Minds, guides airports through the application process (i.e., help desk service), reviews and approves accreditations and oversees the appointment and training of verifiers.



TASK FORCE

A technical Task Force meets twice a year to review technical issues, make recommendations and overall ensure that the programme is aligned with international standards and developments, as well as the evolving airport needs. The Task Force is comprised of airport environmental representatives from selected accredited airports, ACI regional representatives and the Administrator. It is currently chaired by Emanuel Fleuti, Head of Sustainability & Environment, Zurich Airport.

ADVISORY BOARD

An independent Advisory Board determines policy direction, oversees the programme's development and encourages external recognition. The Advisory Board is comprised of institutional representatives from the fields of aviation and the environment, including:

- EUROCONTROL
- European Commission, Directorate General Climate Action
- European Commission, Directorate General Mobility and Transport
- Federal Aviation Administration of the United States
- European Civil Aviation Conference
- International Civil Aviation Organisation (Focal Point)
- Manchester Metropolitan University
- United Nations Framework Convention on Climate Change
- Aviation Environment Federation (Director in his personal capacity)





Prince Mohammed Bin Abdul Aziz International Airport / MED



Jomo Kenyatta International Airport / NBO

What are the benefits from accreditation?

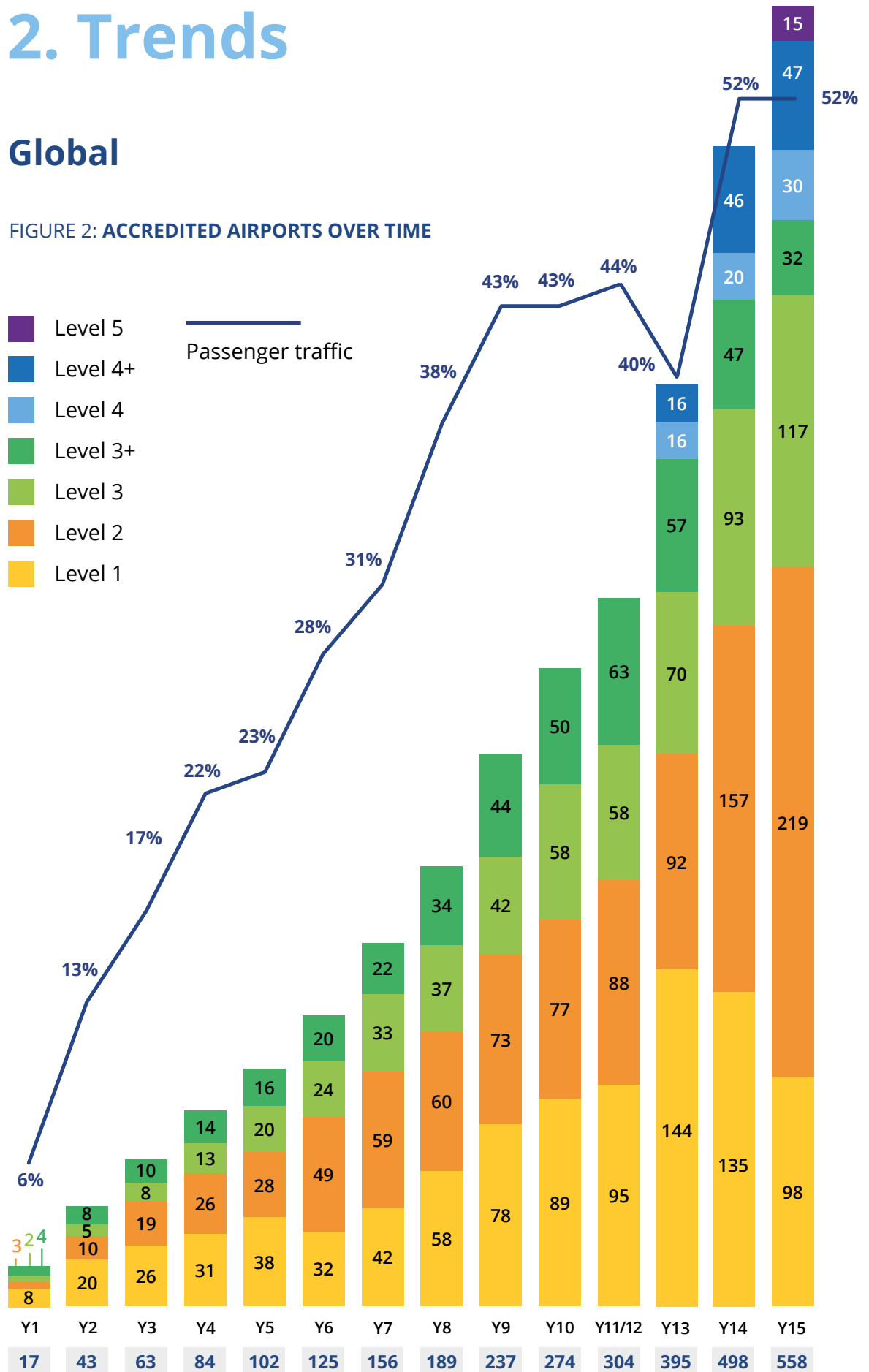
Through *Airport Carbon Accreditation* airport operators can:

- 1 Identify the **sources** of airport emissions.
- 2 Achieve real and **measurable emissions reductions**.
- 3 Inspire **bold climate initiatives**.
- 4 **Streamline** internal processes.
- 5 Think and **act strategically** regarding carbon management.
- 6 **Join forces** with third parties to enhance climate action.
- 7 **Share best practices** and learn from other airports.
- 8 Drive operational and cost **efficiencies**.
- 9 Elevate the **public credibility** of the airport.
- 10 Boost **employee motivation**.
- 11 Access **green finance**.
- 12 Become part of a **global** industry effort.

2. Trends

Global

FIGURE 2: ACCREDITED AIRPORTS OVER TIME



The passenger traffic shares of accredited airports in each region in Year 15 take 2023 traffic levels as reference.

Y1	2009/2010 ¹
Y2	2010/2011
Y3	2011/2012
Y4	2012/2013
Y5	2013/2014
Y6	2014/2015
Y7	2015/2016
Y8	2016/2017
Y9	2017/2018
Y10	2018/2019
Y11/12	2019/2021
Y13	2021/2022
Y14	2022/2023
Y15	2023/2024



Libreville Léon Mba International Airport / LBV

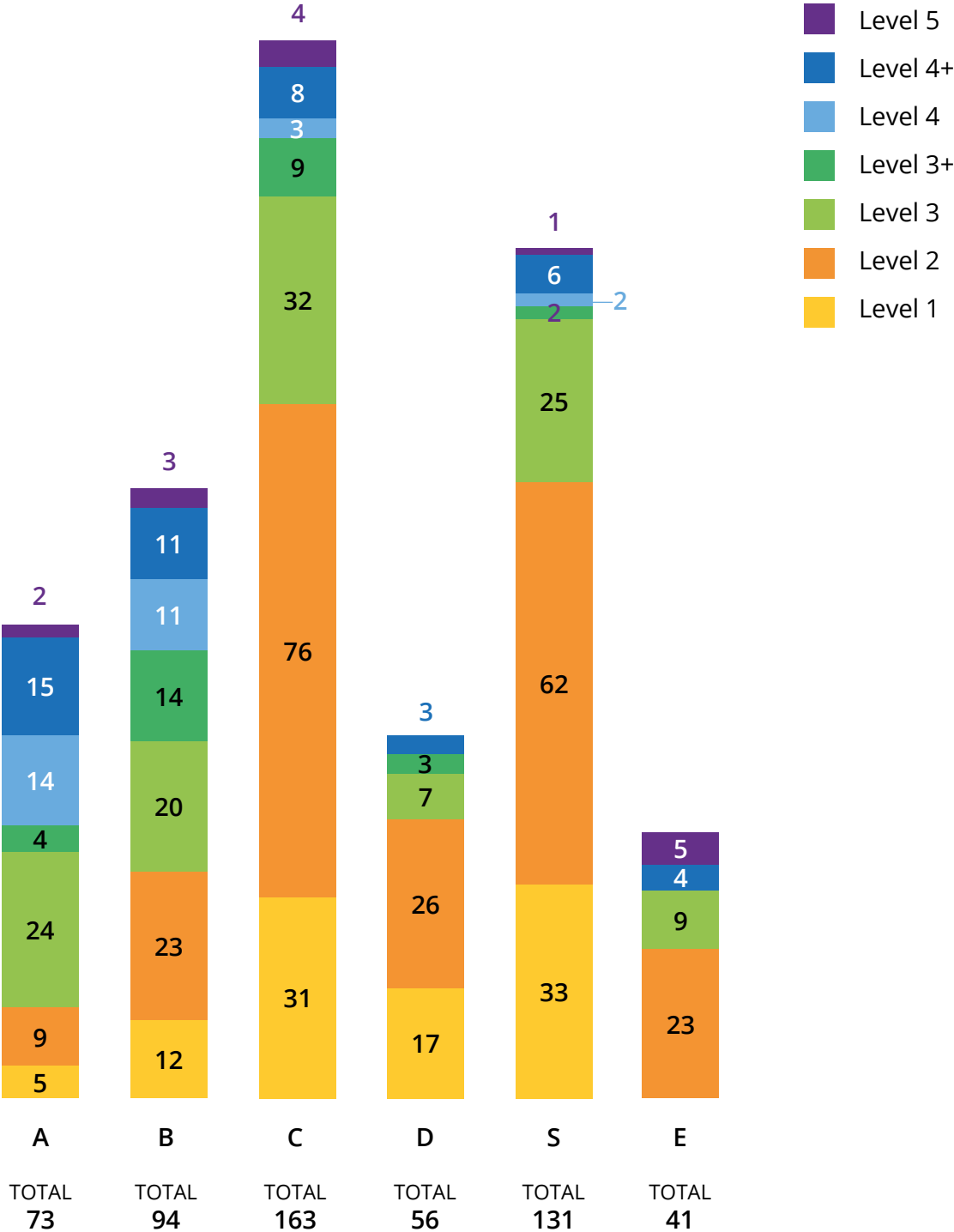
¹ The reporting period covers mid-May to mid-May of the next year.

REGION	LEVELS							TOTAL
	1	2	3	3+	4	4+	5	
Europe	40	110	56	22	10	37	13	288
Asia-Pacific & Middle East	6	37	16	2	13	5	2	81
North America	29	21	18	2	5	3	-	78
Latin America & the Caribbean	20	39	20	4	1	1	-	85
Africa	3	12	7	2	1	1	-	26
Global	98	219	117	32	30	47	15	558

KPI	Y15
Total accreditations	558
New accreditations	70 ²
Net growth	12%
% of global traffic	51.5%
Number of upgrades	132
Level 4 airports	30
Level 4+ airports	47
Level 5 airports	15

² There were 10 withdrawals (3 in Europe; 4 in Asia-Pacific & Middle East; 1 in Africa and 2 in Latin America & Caribbean). New accreditations refer to new entries.

FIGURE 3: CERTIFIED AIRPORTS PER BAND³



³ Airport Carbon Accreditation differentiates between six airport categories, defined as Bands: Band A (>20 m. pax/ year); B (6-20 m. pax/year); Band C (1-6 m. pax/year); Band D (0.5-1 m. pax/year); Band S (<0.5 m. pax/year); and Band E (airport groups with airports of Band S).

In the 2023/2024 reporting period, Scope 1 and 2 emissions from airports at all levels of accreditation amounted to 6,252,793 tonnes of CO₂. Airports with historical emissions achieved a reduction of 1,037,292 tonnes of CO₂ (14.8%) compared to the three-year rolling average.⁴ It is important that airports continue to show year-on-year reductions, though it is recognised that a component of the reductions may be also due to the decrease in traffic during the COVID-19 pandemic.

Scope 1 & 2 emissions from airports at all levels were equivalent to 1.72 kgs of CO₂ per passenger and 1.47 kgs of CO₂ per traffic unit. These figures show a reduction when compared with the data from Year 14. When examining more closely the airports with historical data for which a three-year-rolling average is available for comparison, their per passenger and per traffic unit emissions were 1.71 and 1.45 kgs of CO₂ respectively (registering a decrease of 16.7% and 16.2% compared to the three-year rolling average). This decrease could be explained by both the greater number of passengers traveling through these airports during the reporting year, and emission reduction measures. In 2023/2024, all regions experienced increases in their passenger numbers compared to the previous year, however, the return to pre-pandemic passenger numbers varies by region.

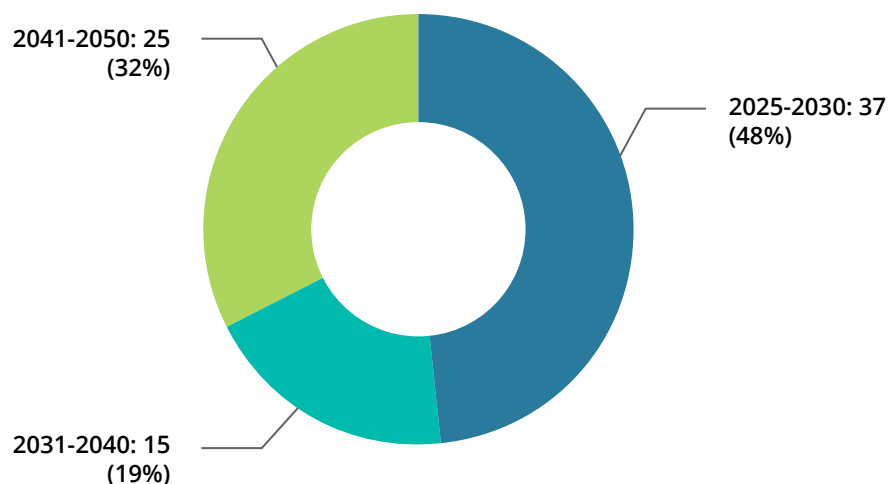
The 79 airports at Level 3+ and 4+ offset 667,016 tonnes of CO_{2e} (compared to 629,113 tonnes in 2022/2023), a 6% increase in carbon offsets. The 15 Level 5 airports removed 17,465 tonnes of CO_{2e} with carbon offset removals.

The Scope 3 emissions of the airports at Levels 3/3+/4/4+/5 (excluding full flight emissions) were just short of 56,900,000 tonnes of CO_{2e}.

Finally, the 77 Level 4/4+ airports are expected to reduce their emissions by 2,874,057 tonnes of CO₂ by the specific target year that they have set versus their respective baseline years, as shown in Figure 4. The figure suggests that the majority of the targets are expected to be achieved during 2041-2050.

FIGURE 4: LEVELS 4/4+ AIRPORT LONG TERM TARGET YEAR DISTRIBUTION

(TARGET YEAR, NUMBER OF AIRPORTS, %)



⁴ For more information on the use of the three-year rolling average as well as the treatment of data from airports that did not have recent emissions data available, please refer to the Methodology section.

TABLE 1: AIRPORT CARBON ACCREDITATION KEY PERFORMANCE INDICATORS

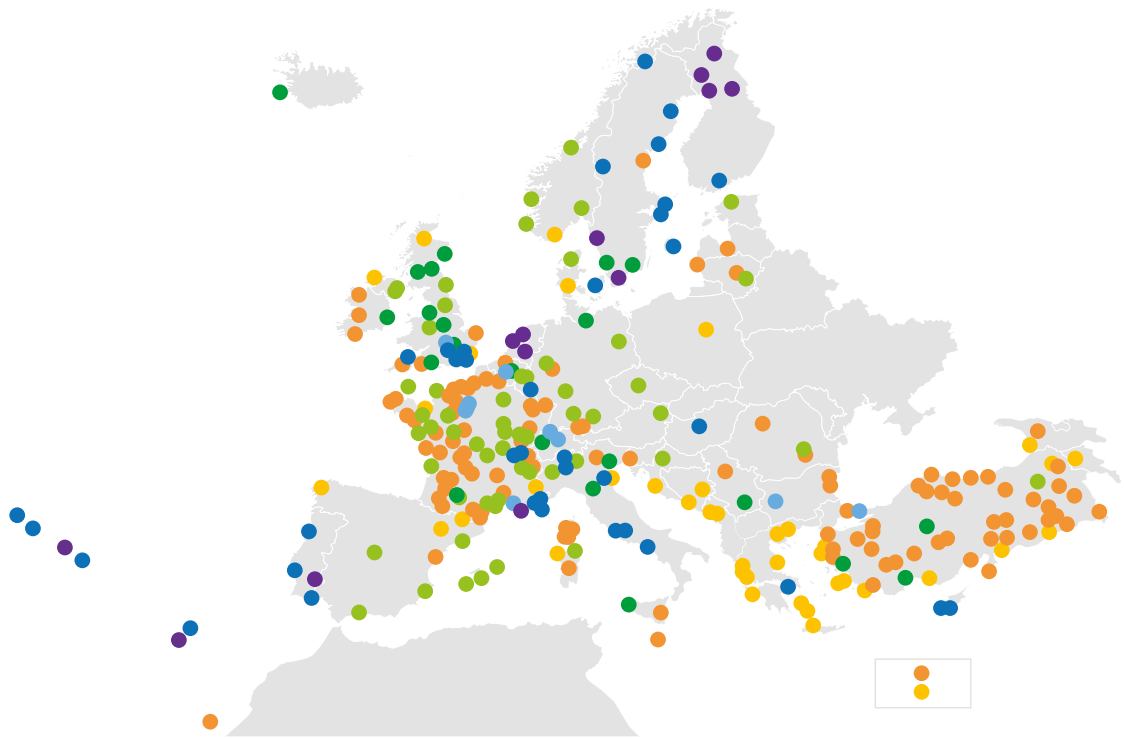
Indicator	Unit	2023-2024
Scope 1 & 2 emissions from airports at all levels	tCO ₂	6,252,793
Scope 1 & 2 emissions per passenger from airports at all levels	Kgs of CO ₂	1.72
Scope 1 & 2 emissions per traffic unit from airport at all levels	Kgs of CO ₂	1.47
Absolute change of Scope 1 & 2 emissions from airports with historical emissions compared to the three-year rolling average	tCO ₂	-1,037,292 (-14.8%) ⁵
Scope 1 & 2 emissions per passenger from airports with historical emissions (and comparison with the three-year rolling average)	Kgs of CO ₂	1.71 (-16.7%)
Scope 1 & 2 emissions per traffic unit for airports with historical emissions (and comparison with the three-year rolling average)	Kgs of CO ₂	1.45 (-16.2%)

Indicator	Level	Unit	Emission Reductions
Expected emission reductions of airports by their target year (versus their respective baseline year)	4/4+	tCO ₂	-2,874,057

Indicator	Level	Unit	2023-2024	Absolute change (vs. previous year)	Change (%)
Offset reductions & removals	3+/4+	tCO _{2e}	667,016	+57,356	+14%
Offset removals	5		17,465	--	--
Scope 3 emissions (excluding full flight emissions)	4/4+	tCO ₂	20,434,547	-4,991,650	-20%
	5		666,135	-664,168	-47%

⁵ This is translated to a reduction of 0.34 kg of CO₂ per passenger and 0.28 kg of CO₂ per traffic unit.

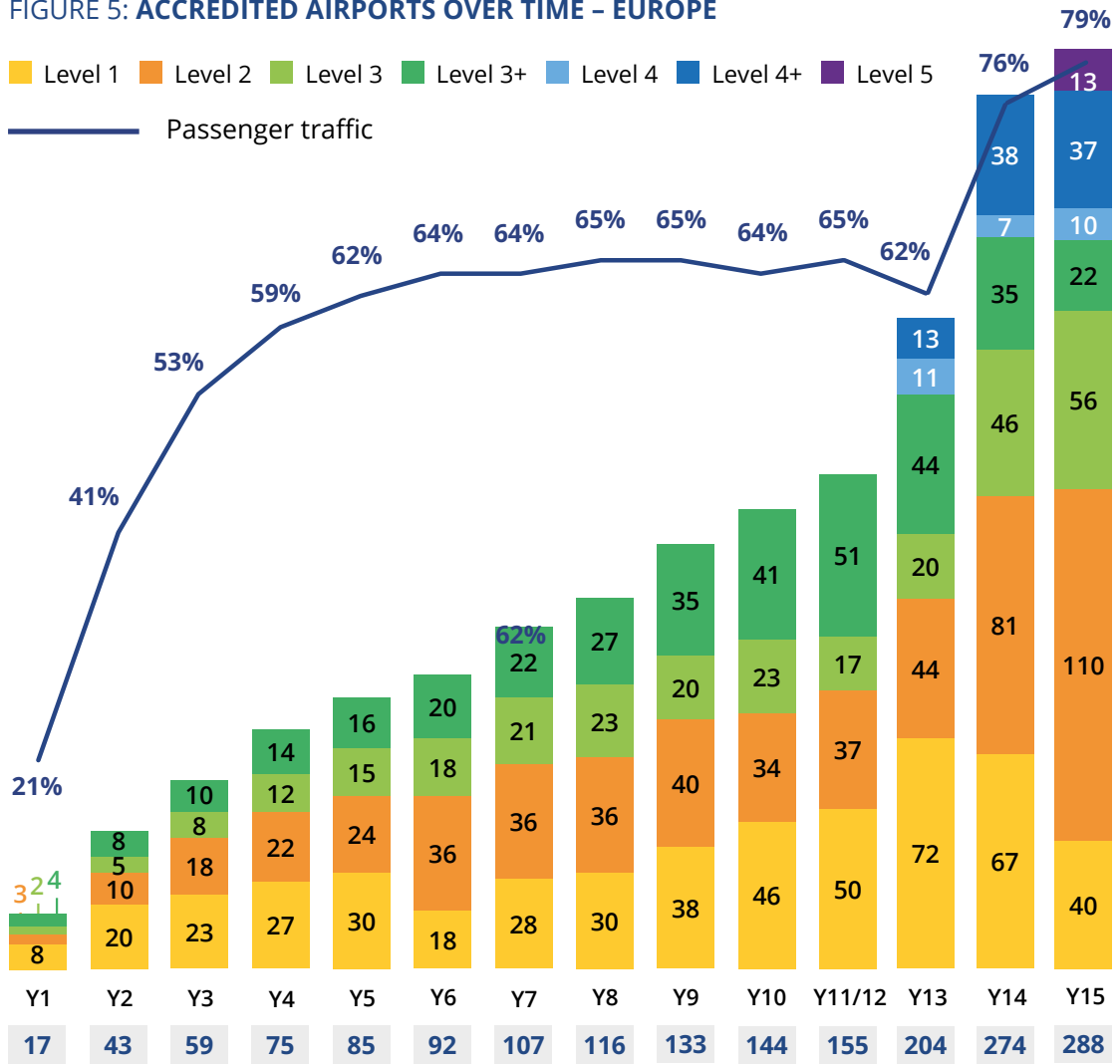
Europe



Stuttgart Airport / STR

PVK	WAW	GKD	MLX	USQ	AGP	GVA	LIS
AHO	ZAD	CCF	MLA	XVS	MAH	GLA	LCY
LEU	ZTH	CDT	FMM	VAN	BGY	HAM	LGW
BUS	EVN	CTA	ETZ	VNE	MPL	ADB	LLA
BLL	ADA	CHR	XMF	VAR	MUC	KEF	LUX
CHQ	LJU	CLJ	DLM	VRN	NTE	STN	LYS
CFU	AJI	CGN	MSR	AAL	NCL	MAN	LYN
DNR	AJA	ORK	ENC	MAD	FNI	PRN	LIN
CFN	BYF	CVF	NAV	QXB	OLB	RNB	MXP
DBV	MZH	DOL	NWI	ALC	OSL	SOU	NAP
GAT	ANG	DNZ	OGU	ANE	PMI	TLS	NCE
GZT	NCY	DIY	ORE	AUF	PRG	TSF	PFO
GZP	ANR	EZS	PLQ	BCN	RHE	CRL	OPO
INV	LFDH	ERC	PUF	BFS	RNS	BSL	PXO
KSY	AUR	EXT	LFFI	BGO	SNR	IST	CIA
KVA	AVN	FSC	PGF	BER	SVG	LTN	FCO
EFL	EDO	YKO	PIS	BHX	STR	MRS	LTT
KGS	BZI	HTY	RIX	BOD	TLL	CDG	SMA
KRS	BIA	IGD	RDZ	BOU	TRN	LBG	ARN
ILD	BAL	NOC	URO	OTP	LFBF	ORY	BMA
BQH	BVA	ISE	SZF	XCD	TUF	SOF	UME
MQM	BEG	KCM	GNV	CMF	TRD	ZRH	VCE
BJV	EGC	KFS	SNN	CER	QYR	OSD	VBV
JMK	QBQ	KUN	SXZ	CFE	VIE	ATH	RTM
MJT	BZR	ASR	NOP	DIJ	VNO	BRS	AMS
TGD	BGG	KCO	NKT	DLE	ZAG	BUD	BYJ
ETM	BOJ	KYA	VAS	DUS	ABZ	CEQ	EIN
RHO	BOH	LRH	ACH	ERZ	AGH	CPH	GOT
SMI	BES	LAI	SXB	FRA	ESB	FAB	IVL
SCQ	BVE	ACE	SDL	BHD	AYT	FAO	KTT
JTR	BBU	LEH	LDE	GNB	BLQ	FLW	KAO
SJJ	YEI	LME	TBS	IBZ	BRU	LHR	FNC
JSI	CFR	LPY	TEQ	JER	DUB	HEL	MMX
SKG	CAG	LIL	TLV	LBA	EMA	HOR	PDL
TIV	CLY	LIG	TJK	LGG	EDI	KRN	RVN
TRS	CKZ	LRT	TZX	MST	PMO	LCA	TLN

FIGURE 5: ACCREDITED AIRPORTS OVER TIME - EUROPE



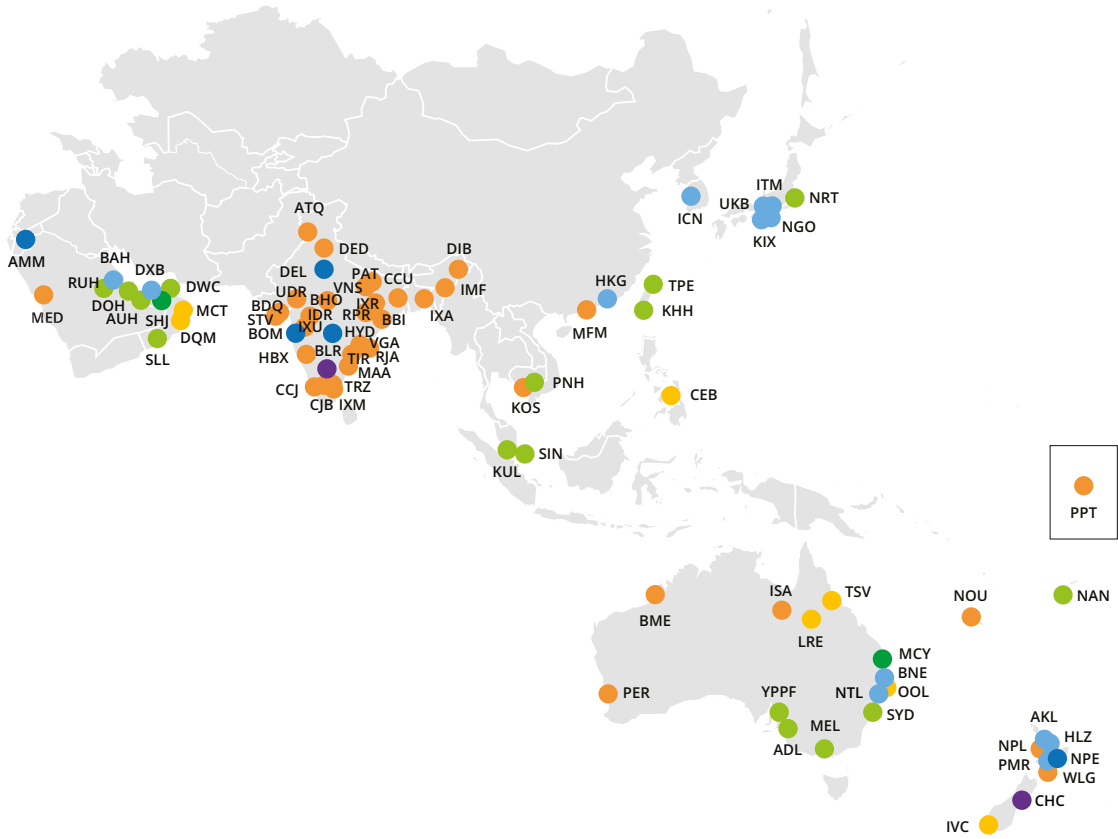
KPI	Y15
Total accreditations	288
New accreditations ⁶	17
Net participation growth	+5%
% of European traffic	79.4%
Number of upgrades	75
Total number of Level 4 airports	10
Total number of Level 4+ airports	37
Total number of Level 5 airports	13
Absolute change of Scope 1 & 2 emissions from airports with historical emissions compared to the three-year rolling average (tCO ₂)	-278,570 (-12.7%)
Scope 1 & 2 emissions per passenger from airports at all levels (kgs)	1.25
Scope 1 & 2 CO ₂ emissions per passenger from airports with historical emissions (and comparison with the three-year rolling average) (kgs)	1.23 (-22%)

⁶ In Europe there were three withdrawals.



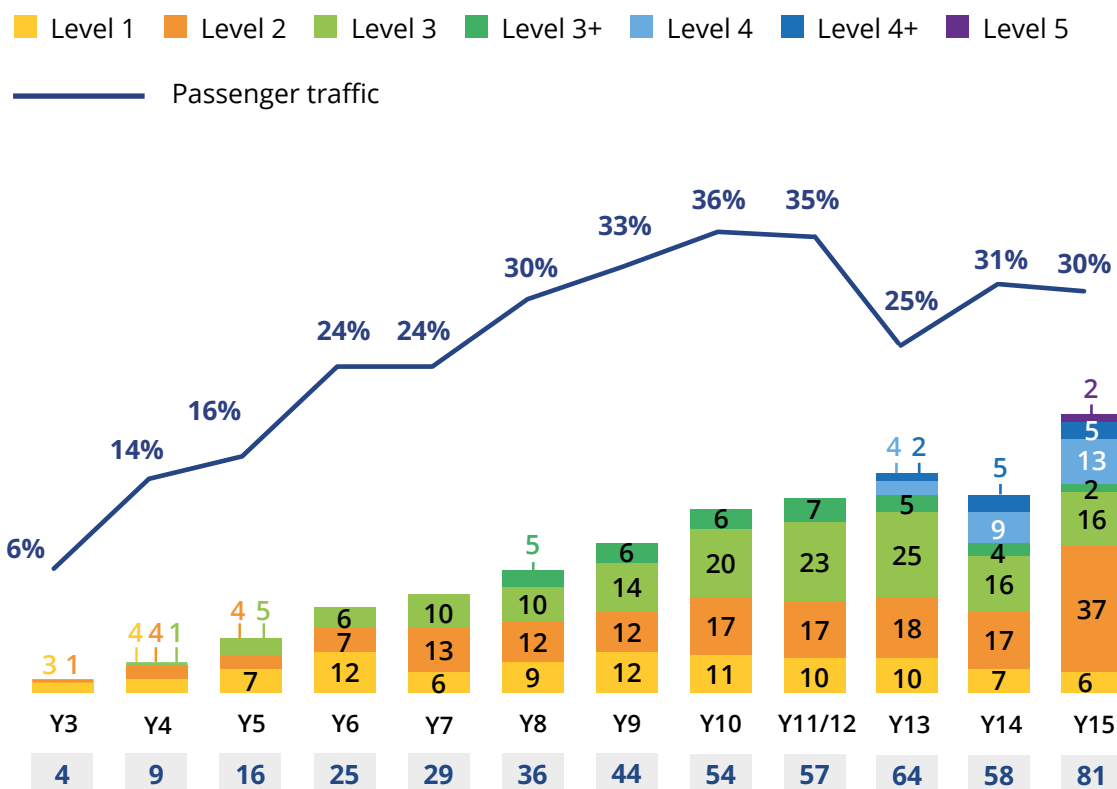
Ljubljana Airport / LJU

Asia-Pacific & Middle East



Hong Kong International Airport / HKG

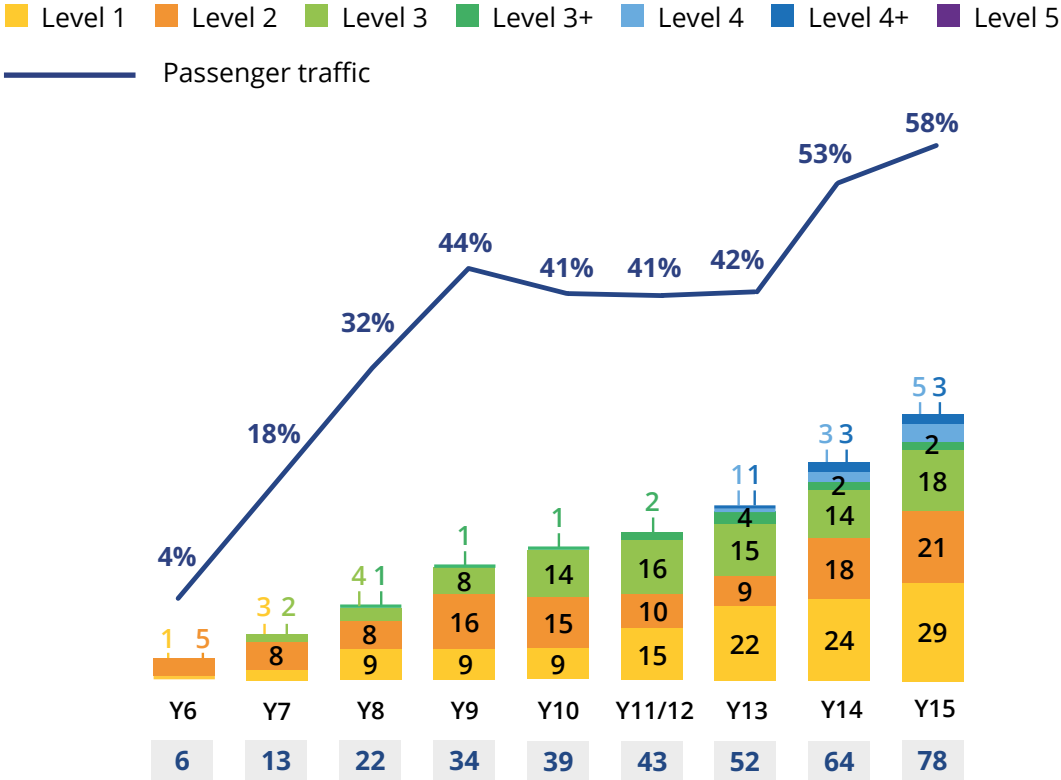
FIGURE 6: ACCREDITED AIRPORTS OVER TIME – ASIA-PACIFIC & MIDDLE EAST



KPI	Y15
Total accreditations	81
New accreditations ⁷	27
Net participation growth	40%
% of Asia-Pacific and Middle East traffic	29.9%
Number of upgrades	9
Total number of Level 4 airports	13
Total number of Level 4+ airports	5
Total number of Level 5 airports	2
Absolute change of Scope 1 & 2 emissions from airports with historical emissions compared to the three-year rolling average (tCO ₂)	-529,421 (-20%)
Scope 1 & 2 emissions per passenger from airports at all levels (kgs)	2.94
Scope 1 & 2 CO ₂ emissions per passenger from airports with historical emissions (and comparison with the three-year rolling average) (kgs)	2.91 (-14%)

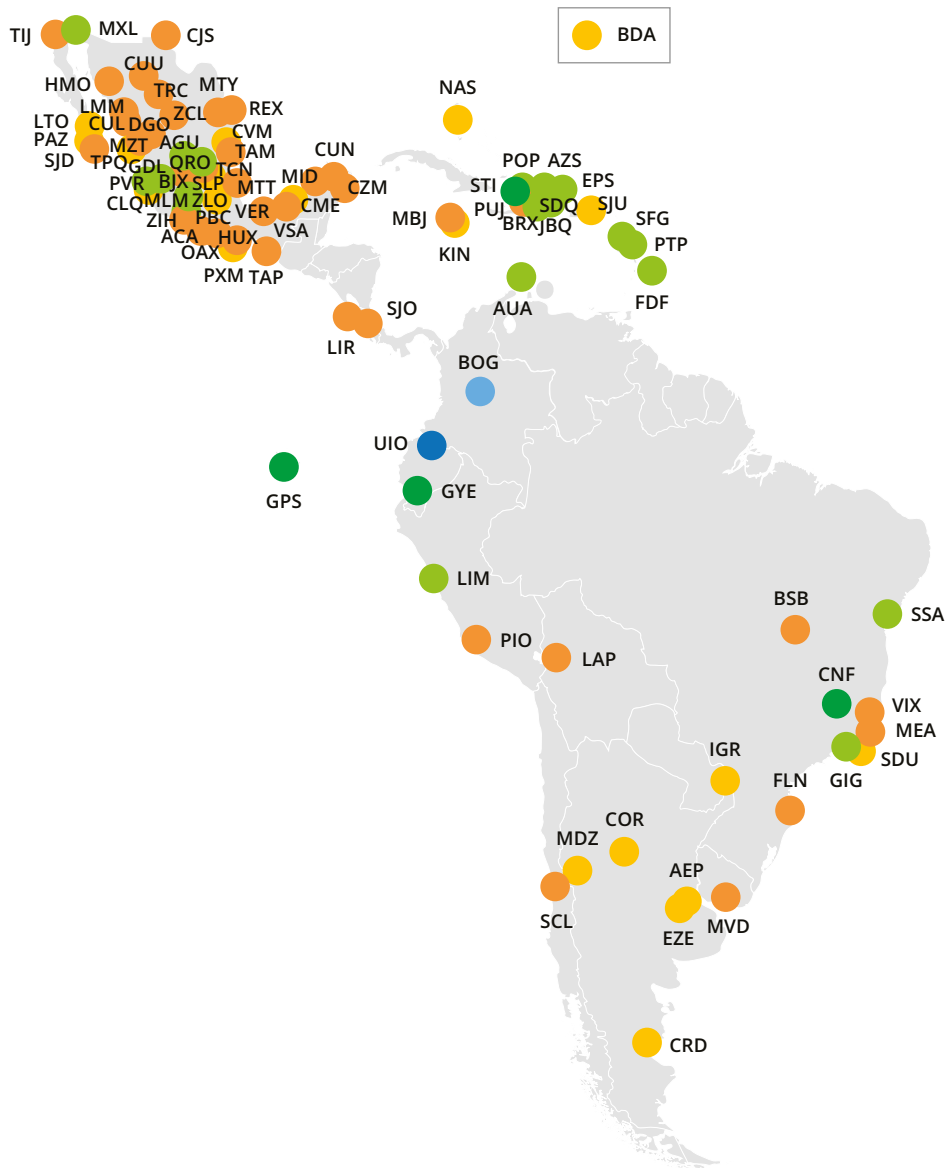
⁷ There were 4 withdrawals

FIGURE 7: ACCREDITED AIRPORTS OVER TIME - NORTH AMERICA



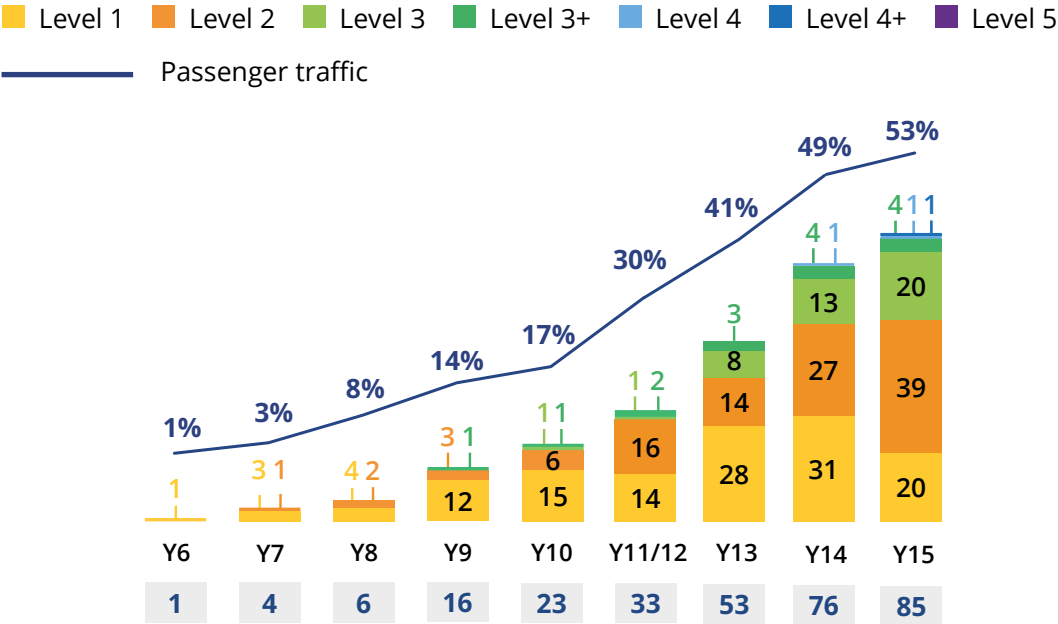
KPI	Y15
Total accreditations	78
New accreditations	14
Net participation growth	22%
% of North American traffic	57.8%
Number of upgrades	14
Total number of Level 4 airports	5
Total number of Level 4+ airports	3
Total number of Level 5 airports	-
Absolute change of Scope 1 & 2 emissions from airports with historical emissions compared to the three-year rolling average (tCO ₂)	-150,184 (-9.5%)
Scope 1 & 2 emissions per passenger from airports at all levels (kgs)	1.69
Scope 1 & 2 CO ₂ emissions per passenger from airports with historical emissions (and comparison with the three-year rolling average) (kgs)	1.72 (-3%)

Latin America & the Caribbean



Carrasco International Airport / MVD

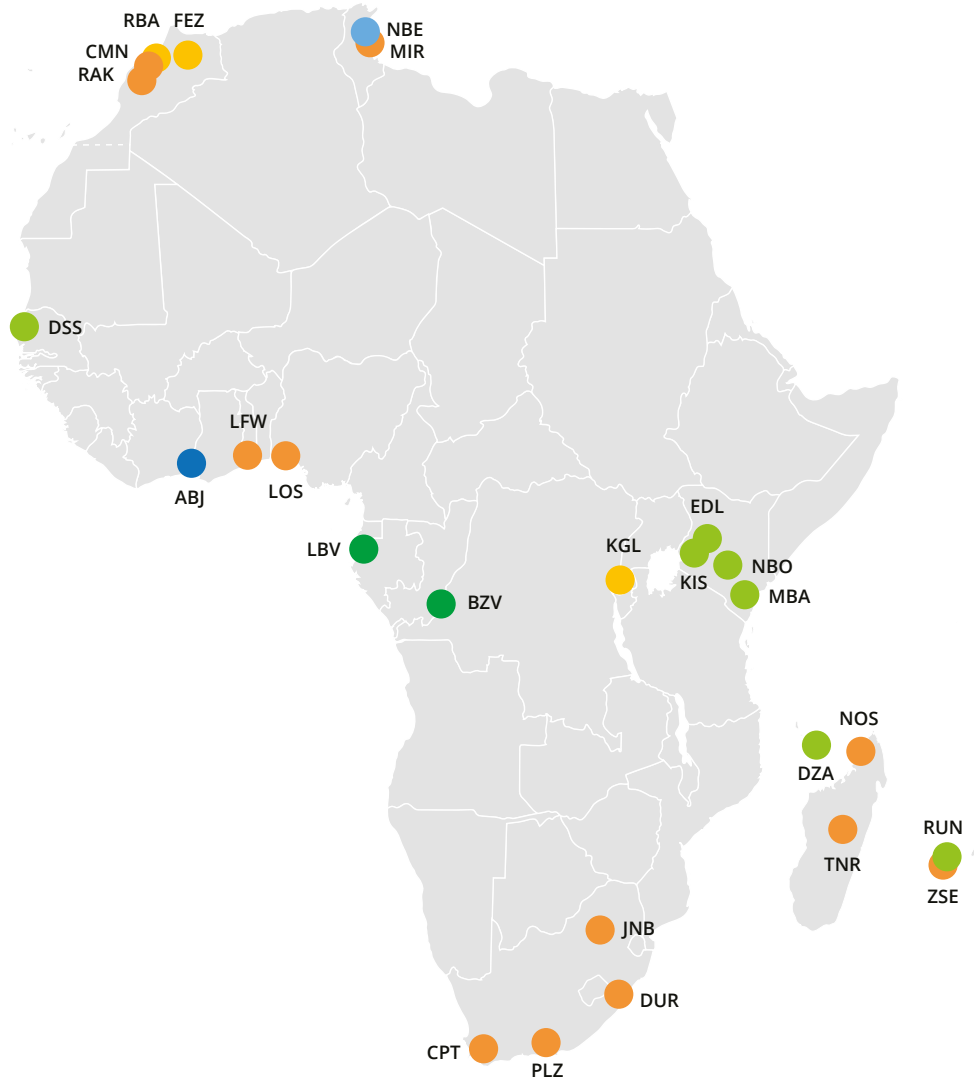
FIGURE 8: ACCREDITED AIRPORTS OVER TIME – LATIN AMERICA & THE CARIBBEAN⁸



KPI	Y15
Total accreditations	85
New accreditations ⁸	11
Net participation growth	+12%
% of Latin American and Caribbean traffic	52.6%
Number of upgrades	25
Total number of Level 4 airports	1
Total number of Level 4+ airports	1
Total number of Level 5 airports	-
Absolute change of Scope 1 & 2 emissions from airports with historical emissions compared to the three-year rolling average (tCO ₂)	-30,710 (-9.6%)
Scope 1 & 2 emissions per passenger from airports at all levels (kgs)	0.92
Scope 1 & 2 CO ₂ emissions per passenger from airports with historical emissions (and comparison with the three-year rolling average) (kgs)	0.92 (-20%)

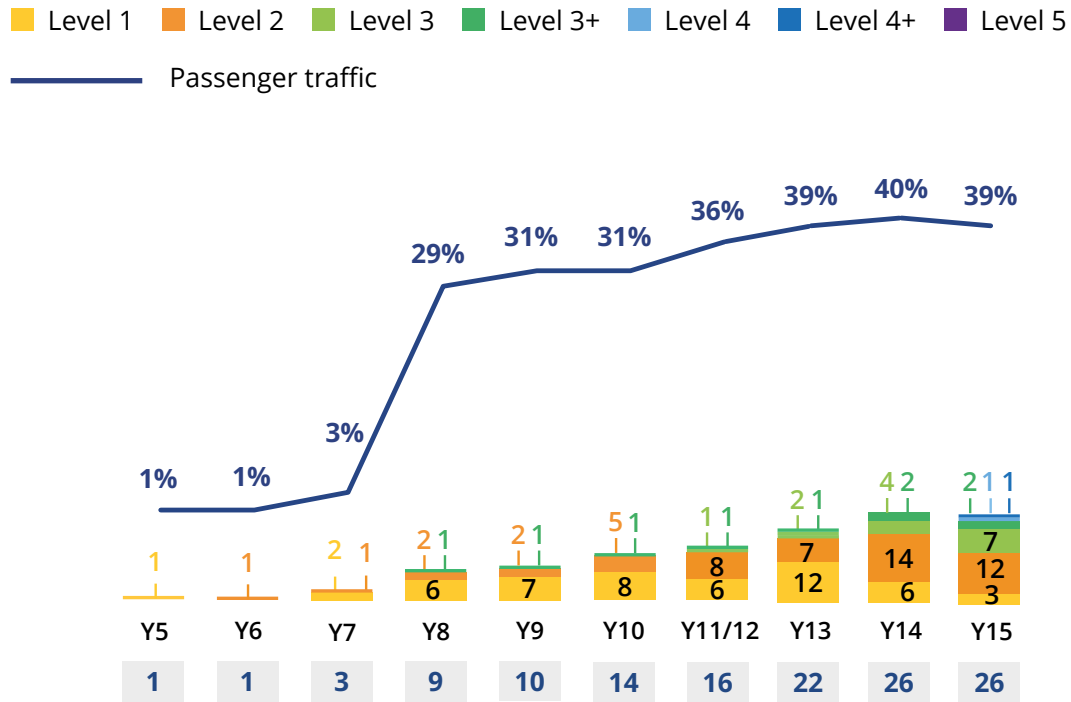
⁸There were 2 withdrawals.

Africa



Eldoret Airport / EDL

FIGURE 9: ACCREDITED AIRPORTS OVER TIME - AFRICA



KPI	Y15
Total accreditations	26
New accreditations ⁹	1
Net participation growth	0% ¹⁰
% of African traffic	39.1%
Number of upgrades	9
Total number of Level 4 airports	1
Total number of Level 4+ airports	1
Total number of Level 5 airports	-
Absolute change of Scope 1 & 2 emissions from airports with historical emissions compared to the three-year rolling average (tCO ₂)	-48,406 (-18.1%)
Scope 1 & 2 emissions per passenger from airports at all levels (kgs)	3.31
Scope 1 & 2 CO ₂ emissions per passenger from airports with historical emissions (and comparison with the three-year rolling average) (kgs)	3.29 (-9%)

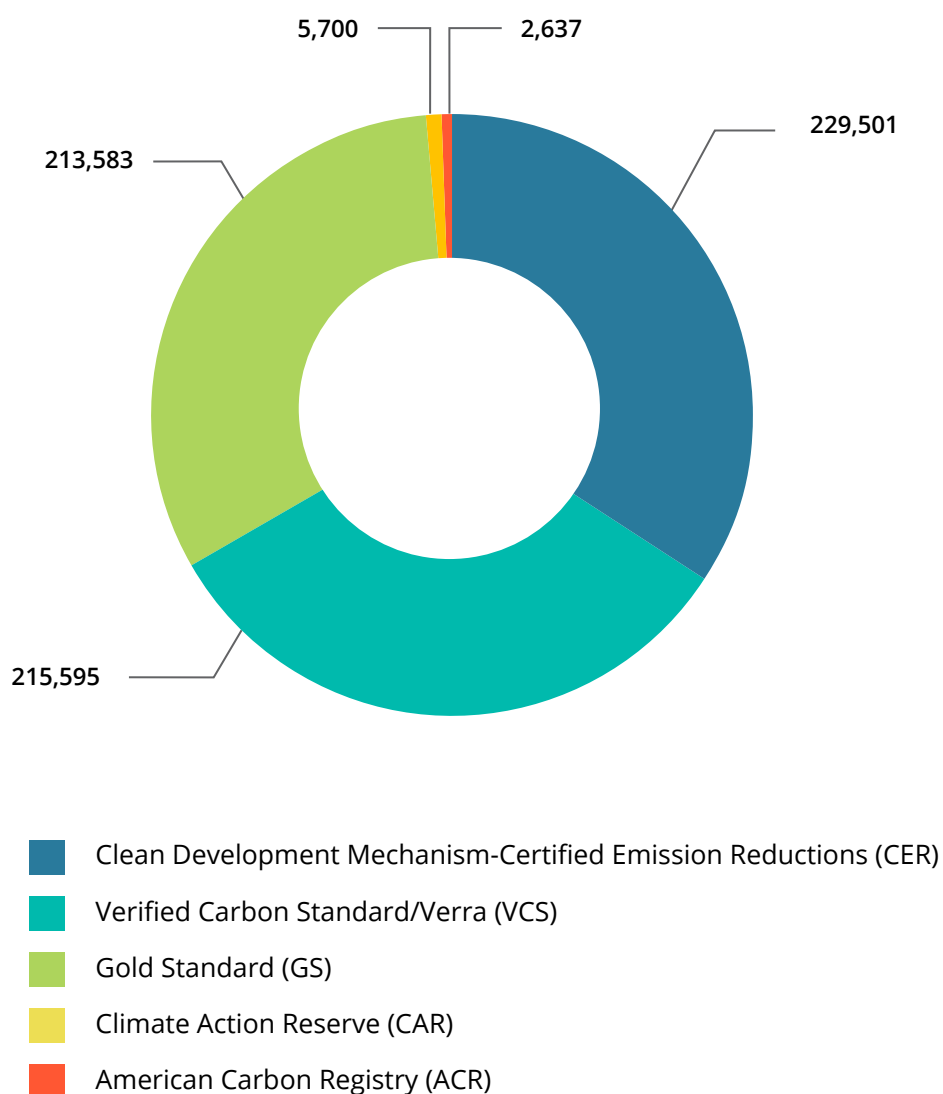
⁹ There was one withdrawal.

¹⁰ Note that the net growth is 0% because while 1 airport joined the programme, 1 airport left.

Carbon Offsets at Level 3+ and 4+

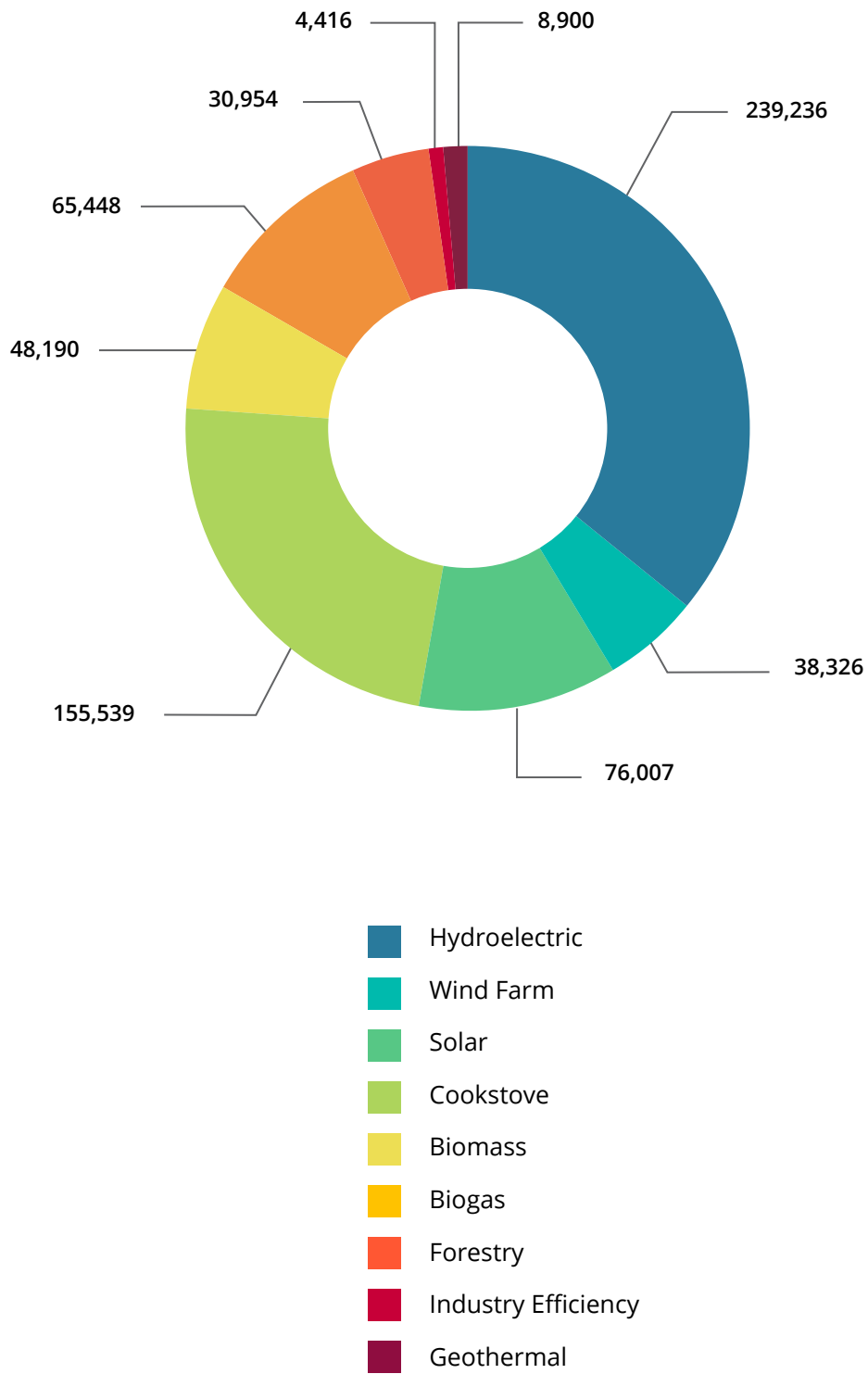
	3+	4+
Accredited airports	32	47
Volume of offsets (tonnes of CO _{2e})	226,759	440,257
Change of offsets compared to previous year	-2.7% ¹¹	+11.3%

FIGURE 10: TCO_{2e} PER OFFSETTING PROGRAMME FOR LEVEL 3+ AND LEVEL 4+



¹¹ Note that there were 32% less airports at Level 3+ in YR15 than YR14 hence the decrease in offsets.

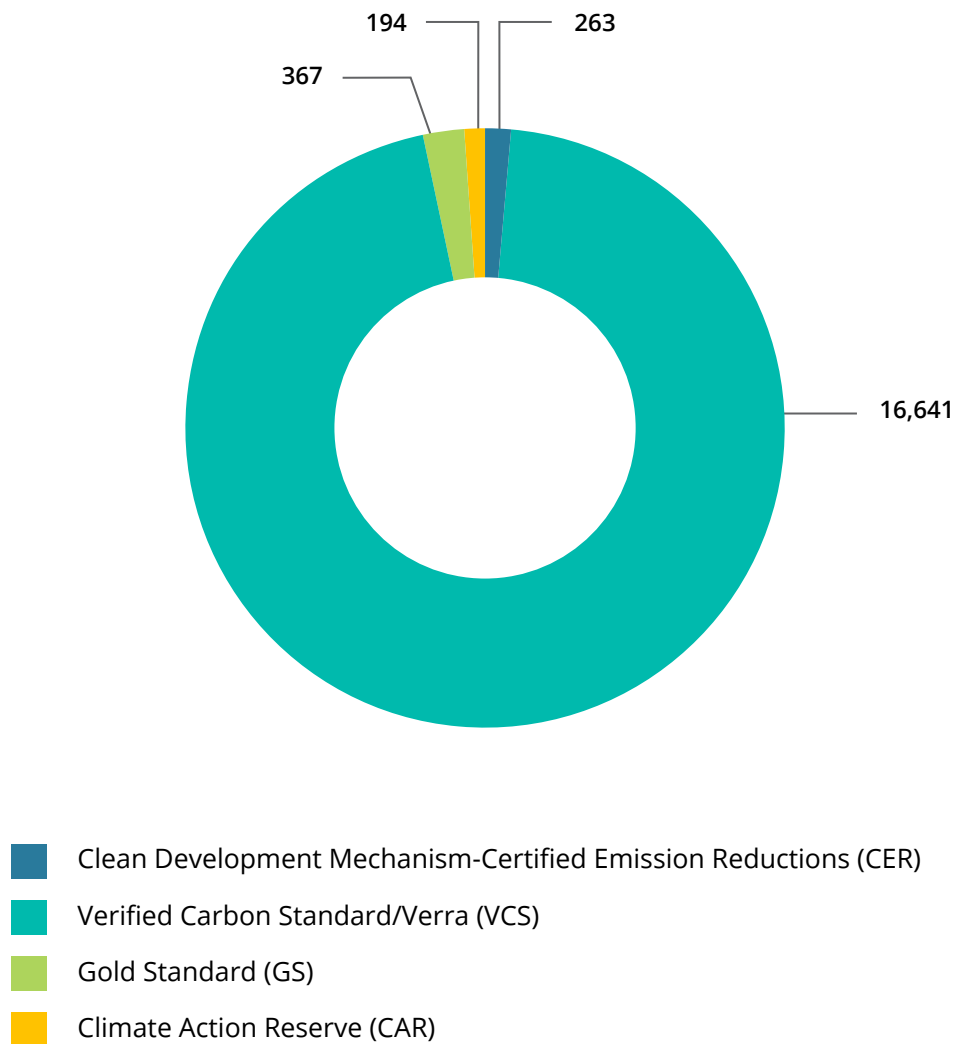
FIGURE 11: TCO_{2e} PER OFFSETTING PROJECT TYPE FOR LEVEL 3+ AND LEVEL 4+



Carbon Offset Removals at Level 5

Level 5 was launched in December 2023, with ten airports completing the initial accreditation, which represented a pivotal shift in airport carbon management maturity. A further 5 airports became accredited at Level 5 during Year 15. A total of 15 airports are accredited at Level 5 including 13 from Europe and two from Asia-Pacific and Middle East. A key difference of Level 5 compared to other levels, is that airports need to purchase offset removals instead of offset reductions. Up to now, 17,465 tCO_{2e} offset removals have been purchased of which 17,445 tCO_{2e} come from forestry projects and 20 tCO_{2e} come from biogas projects. The majority of these offsets were purchased from the Verified Carbon Standard (16,641 tCO_{2e}).

FIGURE 12: TCO_{2e} PER OFFSETTING PROGRAMME FOR LEVEL 5





Lisbon Airport / LIS

3. Outlook

Airport Carbon Accreditation is planning to take the following actions in the next period:

- Update the Application Manual, the Verifier Manual, and the Offset Guidance Document to reflect global developments and the industry best practices in carbon management.
- Develop and pilot the new Airport Partner Recognition programme, to encourage airport service providers (e.g., catering companies, fuel suppliers, cargo handlers) to manage their greenhouse gas emissions as well as to recognise their efforts.
- Review Levels 3+ and 4+, taking into consideration the latest developments regarding offsets, legal requirements, global trends, and airport needs.
- Promote the Mentorship Initiative as a means to support airports during their accreditation process.



Kisumu International Airport / KIS

4. Methodology

This section presents the methodological approach of the Annual Report.

- Data collection and analysis is a key component ensuring the programme's credibility and transparency. Airports collect and analyse data in line with the programme requirements, which are aligned with international guidelines (e.g., Greenhouse Gas Protocol, ISO). The data is verified by an independent verifier in line with programme requirements and submitted to the Administrator as part of the online application process. The Administrator reviews the application to ensure high data quality and consistency.
- Operating conditions of each airport differ significantly due to the varying activity scopes, traffic volume, geographic and climatic conditions, size, age of infrastructure and other parameters. Consequently, comparisons between individual airport carbon footprints can be misleading. Therefore, the Annual Report only discloses aggregate data.
- The reporting year 2023-2024 relates to the emissions reported in year 0 by airports, i.e., the most recent 12-month period defined as reference for comparison with historical emissions. This does not necessarily cover the emissions released or reductions achieved during the period May 2023-May 2024, as this data may not yet be available for reporting. Airports do endeavour to report the most up to date data available.
- The emissions reductions requirement at Levels 2 to 3+ have to be demonstrated against the average historical emissions of the three years before year 0. As year 0 changes every year upon an airport's renewal/upgrade, the three years selected for the average calculations do so as well.
- Newly accredited airports may not have three years of historical data available. The programme therefore recognises that until such data is available, airports can measure reductions against either one or two years of historical data.
- The emissions reductions in this report are also calculated for airports accredited at all levels, i.e., also Level 1 airports that do not have to demonstrate reductions but that have provided data for at least one year of historical emissions.
- The carbon performance data shown in the report relates to the location-based methodology for emissions associated with purchased electricity (Scope 2), as defined by the Greenhouse Gas Protocol.
- The carbon performance results reflect solely the carbon footprints of accredited airports, and thus must not be used to extrapolate the performance of the whole airport industry at the global or regional level.

5. Accreditations List

The latest status of airport accreditations is available on the programme website.

EUROPE

LEVEL	AIRPORT	IATA	COUNTRY
1	Aktion Airport	PVK	Greece
1	Alghero Airport	AHO	Italy
1	Andorra-La Seu d'Urgell Airport	LEU	Spain
1	Batumi International Airport	BUS	Georgia
1	Billund Airport	BLL	Denmark
1	Chania International Airport	CHQ	Greece
1	Corfu International Airport	CFU	Greece
1	Dinard Bretagne Airport	DNR	France
1	Donegal Airport	CFN	Ireland
1	Dubrovnik Airport	DBV	Croatia
1	Gap-Tallard Airport	GAT	France
1	Gaziantep Airport	GZT	Turkey
1	Gazipasa Airport	GZP	Turkey
1	Inverness Airport	INV	United Kingdom
1	Kars Airport	KSY	Turkey
1	Kavala International Airport	KVA	Greece
1	Kefallinia Island International Airport	EFL	Greece
1	Kos International Airport	KGS	Greece
1	Kristiansand Airport	KRS	Norway
1	Lleida Alguaire Airport	ILD	Spain
1	London Biggin Hill Airport	BQH	United Kingdom
1	Mardin Airport	MQM	Turkey
1	Muğla Milas - Bodrum Airport	BJV	Turkey
1	Mykonos Airport	JMK	Greece
1	Mytilini International Airport	MJT	Greece
1	Podgorica Airport	TGD	Montenegro
1	Ramon Eilat Airport	ETM	Israel
1	Rhodes Airport	RHO	Greece
1	Samos International Airport	SMI	Greece

1	Santiago Airport	SCQ	Spain
1	Santorini Airport	JTR	Greece
1	Sarajevo International Airport	SJJ	Bosnia and Herzegovina
1	Skiathos Airport	JSI	Greece
1	Thessaloniki International Airport	SKG	Greece
1	Tivat Airport	TIV	Montenegro
1	Trieste Airport	TRS	Italy
1	Warsaw Chopin Airport	WAW	Poland
1	Zadar Airport	ZAD	Croatia
1	Zakynthos International Airport	ZTH	Greece
1	Zvartnots International Airport	EVN	Armenia
2	Adana International Airport	ADA	Turkey
2	Ağrı Airport	AJI	Turkey
2	Ajaccio Napoleon Bonaparte Airport	AJA	France
2	Albert Picardie Airport	BYF	France
2	Amasya Merzifon	MZH	Turkey
2	Angoulême-Cognac Airport	ANG	France
2	Annecy Mont Blanc Airport	NCY	France
2	Antwerp Airport	ANR	Belgium
2	Auch-Gers Airport	LFDH	France
2	Aurillac-Tronquières Airport	AUR	France
2	Avignon-Provence Airport	AVN	France
2	Balıkesir Koca Seyit Airport	EDO	Turkey
2	Balıkesir Merkez Airport	BZI	Turkey
2	Bastia-Poretta Airport	BIA	France
2	Batman Airport	BAL	Turkey
2	Beauvais-Tille Airport	BVA	France
2	Belgrade Nikola Tesla Airport	BEG	Serbia
2	Bergerac Dordogne Périgord Airport	EGC	France
2	Besançon-La Vèze Aerodrome	QBQ	France
2	Béziers Cap d'Agde Airport	BZR	France
2	Bingöl Airport	BGG	Turkey
2	Bourgas Airport	BOJ	Bulgaria
2	Bournemouth International Airport	BOH	United Kingdom
2	Brest Bretagne Airport	BES	France
2	Brive-La Roche Airport	BVE	France
2	Bucharest Băneasa Aurel Vlaicu International Airport	BBU	Romania

2	Bursa Yenişehir Airport	YEI	Turkey
2	Caen-Carpiquet Airport	CFR	France
2	Çagliari Elmas Airport	CAG	Italy
2	Calvi-Sainte Catherine Airport	CLY	France
2	Çanakkale Airport	CKZ	Turkey
2	Çanakkale Gökçeada Airport	GKD	Turkey
2	Carcassonne Airport	CCF	France
2	Castellón Airport	CDT	Spain
2	Catania Fontanarossa Airport	CTA	Italy
2	Châteauroux-Center Airport	CHR	France
2	Cluj Avram Iancu International Airport	CLJ	Romania
2	Cologne Bonn Airport	CGN	Germany
2	Cork Airport	ORK	Ireland
2	Courchevel Altiport	CVF	France
2	Deauville-Saint-Gatien Airport	DOL	France
2	Denizli Çardak Airport	DNZ	Turkey
2	Diyarbakır Airport	DIY	Turkey
2	Elazığ Airport	EZS	Turkey
2	Erzincan Airport	ERC	Turkey
2	Exeter Airport	EXT	United Kingdom
2	Figari Sud Corse Airport	FSC	France
2	Hakkari Yüksekova Airport	YKO	Turkey
2	Hatay Airport	HTY	Turkey
2	İğdır Airport	IGD	Turkey
2	Ireland West Airport Knock	NOC	Ireland
2	Isparta Süleyman Demirel Airport	ISE	Turkey
2	Kahramanmaraş Airport	KCM	Turkey
2	Kastamonu Airport	KFS	Turkey
2	Kaunas Airport	KUN	Lithuania
2	Kayseri Airport	ASR	Turkey
2	Kocaeli Cengiz Topel Airport	KCO	Turkey
2	Konya Airport	KYA	Turkey
2	La Rochelle - Île de Ré Airport	LRH	France
2	Lannion Airport - Côte de Granit	LAI	France
2	Lanzarote Airport	ACE	Spain
2	Le Havre Octeville Airport	LEH	France
2	Le Mans-Arnage Airport	LME	France
2	Le Puy - Loudes Airport	LPY	France

2	Lille-Lesquin Airport	LIL	France
2	Limoges International Airport	LIG	France
2	Ljubljana International Airport	LJU	Slovenia
2	Lorient South Brittany Airport	LRT	France
2	Malatya Airport	MLX	Turkey
2	Malta International Airport	MLA	Malta
2	Memmingen Airport	FMM	Germany
2	Metz Nancy Lorraine Airport	ETZ	France
2	Montbéliard – Courcelles Aerodrome	XMF	France
2	Muğla Dalaman Airport	DLM	Turkey
2	Muş Airport	MSR	Turkey
2	Nancy - Essey Airport	ENC	France
2	Nevsehir/Kapadokya Airport	NAV	Turkey
2	Norwich Airport	NWI	United Kingdom
2	Ordu-Giresun Airport	OGU	Turkey
2	Orléans - Saint-Denis-de-l'Hôtel Airport	ORE	France
2	Palanga Airport	PLQ	Lithuania
2	Pau-Pyrénées Airport	PUF	France
2	Pays d'Ancenis Airport	LFFI	France
2	Perpignan-Rivesaltes Airport	PGF	France
2	Poitiers Biard Airport	PIS	France
2	Riga International Airport	RIX	Latvia
2	Rodez-Aveyron Airport	RDZ	France
2	Rouen Seine Valley Airport	URO	France
2	Samsun Çarşamba Airport	SZF	Turkey
2	Şanlıurfa Gap Airport	GNV	Turkey
2	Shannon Airport	SNN	Ireland
2	Siirt Airport	SXZ	Turkey
2	Sinop Airport	NOP	Turkey
2	Sirnak Serafettin Elçi Airport	NKT	Turkey
2	Sivas Nuri Demirağ Airport	VAS	Turkey
2	St. Gallen-Altenrhein Airport	ACH	Switzerland
2	Strasbourg Airport	SXB	France
2	Sundsvall-Timrå Airport	SDL	Sweden
2	Tarbes Lourdes Pyrénées Airport	LDE	France
2	Tbilisi International Airport	TBS	Georgia
2	Tekirdağ Çorlu Airport	TEQ	Turkey
2	Tel Aviv Ben Gurion International Airport	TLV	Israel

2	Tokat Airport	TJK	Turkey
2	Trabzon International Airport	TZX	Turkey
2	Uşak Airport	USQ	Turkey
2	Valenciennes-Denain Airport	XVS	France
2	Van Ferit Melen Airport	VAN	Turkey
2	Vannes Golfe du Morbihan Airport	VNE	France
2	Varna Airport	VAR	Bulgaria
2	Verona Airport	VRN	Italy
3	Aalborg Airport	AAL	Denmark
3	Adolfo Suárez Madrid-Barajas Airport	MAD	Spain
3	Aix-en-Provence Airport	QXB	France
3	Alicante-Elche Airport	ALC	Spain
3	Angers Loire Airport	ANE	France
3	Auxerre-Branches Airport	AUF	France
3	Barcelona-El Prat Airport	BCN	Spain
3	Belfast International Airport	BFS	United Kingdom
3	Bergen Airport	BGO	Norway
3	Berlin Brandenburg Airport	BER	Germany
3	Birmingham Airport	BHX	United Kingdom
3	Bordeaux Airport	BOD	France
3	Bourges Airport	BOU	France
3	Bucharest Henri Coandă International Airport	OTP	Romania
3	Châlons-Champagne Airport	XCD	France
3	Chambéry Savoie Airport Mont Blanc	CMF	France
3	Cherbourg Maupertus Airport	CER	France
3	Clermont-Ferrand Auvergne Airport	CFE	France
3	Dijon Bourgogne Airport	DIJ	France
3	Dôle-Jura Airport	DLE	France
3	Düsseldorf International Airport	DUS	Germany
3	Erzurum Airport	ERZ	Turkey
3	Frankfurt Airport	FRA	Germany
3	George Best Belfast City Airport	BHD	United Kingdom
3	Grenoble Alpes Isère Airport	GNB	France
3	Ibiza Airport	IBZ	Spain
3	Jersey Airport	JER	United Kingdom
3	Leeds Bradford International Airport	LBA	United Kingdom
3	Liège Airport	LGG	Belgium
3	Maastricht Aachen Airport	MST	Netherlands

3	Málaga Airport - Costa del Sol	AGP	Spain
3	Menorca Airport	MAH	Spain
3	Milan-Bergamo Airport	BGY	Italy
3	Montpellier Mediterranean Airport	MPL	France
3	Munich Airport	MUC	Germany
3	Nantes Atlantique Airport	NTE	France
3	Newcastle International Airport	NCL	United Kingdom
3	Nîmes Alès Camargue Cévennes Airport	FNI	France
3	Olbia Costa Smeralda Airport	OLB	Italy
3	Oslo Gardermoen Airport	OSL	Norway
3	Palma de Mallorca Airport	PMI	Spain
3	Prague Airport	PRG	Czech Republic
3	Reims-Champagne Airport	RHE	France
3	Rennes Bretagne Airport	RNS	France
3	Saint-Nazaire Montoir Airport	SNR	France
3	Stavanger Airport	SVG	Norway
3	Stuttgart Airport	STR	Germany
3	Tallinn Airport	TLL	Estonia
3	Torino Airport	TRN	Italy
3	Toulouse Francazal Airport	LFBF	France
3	Tours Val de Loire Airport	TUF	France
3	Trondheim Airport	TRD	Norway
3	Troyes-Barberey Airport	QYR	France
3	Vienna International Airport	VIE	Austria
3	Vilnius International Airport	VNO	Lithuania
3	Zagreb Airport	ZAG	Croatia
3+	Aberdeen Airport	ABZ	United Kingdom
3+	Ängelholm-Helsingborg Airport	AGH	Sweden
3+	Ankara Esenboğa Airport	ESB	Turkey
3+	Antalya International Airport	AYT	Turkey
3+	Bologna G. Marconi Airport	BLQ	Italy
3+	Brussels Airport	BRU	Belgium
3+	Dublin Airport	DUB	Ireland
3+	East Midlands Airport	EMA	United Kingdom
3+	Edinburgh Airport	EDI	United Kingdom
3+	Falcone and Borsellino Palermo Airport	PMO	Italy
3+	Genève Airport	GVA	Switzerland
3+	Glasgow Airport	GLA	United Kingdom

3+	Hamburg Airport	HAM	Germany
3+	Izmir Adnan Menderes International Airport	ADB	Turkey
3+	Keflavik International Airport	KEF	Iceland
3+	London Stansted Airport	STN	United Kingdom
3+	Manchester Airport	MAN	United Kingdom
3+	Prishtina International Airport 'Adem Jashari'	PRN	Kosovo
3+	Ronneby Airport	RNB	Sweden
3+	Southampton International Airport	SOU	United Kingdom
3+	Toulouse-Blagnac Airport	TLS	France
3+	Treviso Airport	TSF	Italy
4	Brussels South Charleroi Airport	CRL	Belgium
4	EuroAirport Basel Mulhouse Freiburg	BSL	France
4	Istanbul Airport	IST	Turkey
4	London Luton Airport	LTN	United Kingdom
4	Marseille Provence Airport	MRS	France
4	Paris-Charles de Gaulle Airport	CDG	France
4	Paris-Le Bourget Airport	LBG	France
4	Paris-Orly Airport	ORY	France
4	Vasil Levski Sofia Airport	SOF	Bulgaria
4	Zürich Airport	ZRH	Switzerland
4+	Åre Östersund Airport	OSD	Sweden
4+	Athens International Airport	ATH	Greece
4+	Bristol Airport	BRS	United Kingdom
4+	Budapest Ferenc Liszt International Airport	BUD	Hungary
4+	Cannes-Mandelieu Airport	CEQ	France
4+	Copenhagen Airport	CPH	Denmark
4+	Farnborough Airport	FAB	United Kingdom
4+	Faro Airport	FAO	Portugal
4+	Flores Airport	FLW	Portugal
4+	Heathrow Airport	LHR	United Kingdom
4+	Helsinki Airport	HEL	Finland
4+	Horta Airport	HOR	Portugal
4+	Kiruna Airport	KRN	Sweden
4+	Larnaka International Airport	LCA	Cyprus
4+	Lisbon Airport	LIS	Portugal
4+	London City Airport	LCY	United Kingdom
4+	London Gatwick Airport	LGW	United Kingdom
4+	Luleå Airport	LLA	Sweden

4+	Luxembourg Airport	LUX	Luxembourg
4+	Lyon Airport	LYS	France
4+	Lyon-Bron Airport	LYN	France
4+	Milan-Linate Airport	LIN	Italy
4+	Milan-Malpensa Airport	MLP	Italy
4+	Naples International Airport	NAP	Italy
4+	Nice Côte d'Azur Airport	NCE	France
4+	Pafos International Airport	PFO	Cyprus
4+	Porto Airport	OPO	Portugal
4+	Porto Santo Airport	PXO	Portugal
4+	Rome-Ciampino Airport	CIA	Italy
4+	Rome-Fiumicino Airport	FCO	Italy
4+	Saint-Tropez Airport	LTT	France
4+	Santa Maria Airport	SMA	Portugal
4+	Stockholm-Arlanda Airport	ARN	Sweden
4+	Stockholm-Bromma Airport	BMA	Sweden
4+	Umeå Airport	UME	Sweden
4+	Venice Airport	VCE	Italy
4+	Visby Airport	VBY	Sweden
5	Amsterdam Airport Schiphol	AMS	Netherlands
5	Beja Airport - Civil Terminal	BYJ	Portugal
5	Eindhoven Airport	EIN	Netherlands
5	Göteborg Landvetter Airport	GOT	Sweden
5	Ivalo Airport	IVL	Finland
5	Kittilä Airport	KTT	Finland
5	Kuusamo Airport	KAO	Finland
5	Madeira Airport	FNC	Portugal
5	Malmö Airport	MMX	Sweden
5	Ponta Delgada Airport	PDL	Portugal
5	Rotterdam The Hague Airport	RTM	Netherlands
5	Rovaniemi Airport	RVN	Finland
5	Toulon Hyères Airport	TLN	France

ASIA-PACIFIC & MIDDLE EAST

LEVEL	AIRPORT	IATA	COUNTRY
1	Duqm International Airport	DQM	Oman
1	Invercargill Airport	IVC	New Zealand
1	Longreach Airport	LRE	Australia
1	Mactan-Cebu International Airport	CEB	Philippines
1	Muscat International Airport	MCT	Oman
1	Townsville Airport	TSV	Australia
2	Agartala Airport	IXA	India
2	Amritsar International Airport	ATQ	India
2	Aurangabad Airport	IXU	India
2	Biju Patnaik International Airport	BBI	India
2	Birsa Munda Airport	IXR	India
2	Broome International Airport	BME	Australia
2	Calicut International Airport	CCJ	India
2	Chennai International Airport	MAA	India
2	Coimbatore International Airport	CJB	India
2	Devi Ahilya Bai Holkar Airport	IDR	India
2	Dibrugarh Airport	DIB	India
2	Gold Coast Airport	OOL	Australia
2	Hubli Airport	HBX	India
2	Imphal Airport	IMF	India
2	Jay Prakash Narayan International Airport	PAT	India
2	Jolly Grant Airport	DED	India
2	Lal Bahadur Shastri International Airport Varanasi	VNS	India
2	Macau International Airport	MFM	China
2	Madurai Airport	IXM	India
2	Maharana Pratap Airport	UDR	India
2	Mount Isa Airport	ISA	Australia
2	Netaji Subhash Chandra Bose International Airport Kolkata	CCU	India
2	New Plymouth Airport	NPL	New Zealand
2	Nouméa-La Tontouta International Airport	NOU	France
2	Perth Airport	PER	Australia
2	Prince Mohammed Bin Abdul Aziz International Airport	MED	Saudi Arabia

2	Raja Bhoj Airport	BHO	India
2	Rajahmundry Airport	RJA	India
2	Sihanouk International Airport	KOS	Cambodia
2	Surat Airport	STV	India
2	Swami Vivekananda Airport	RPR	India
2	Tahiti-Faa'a International Airport	PPT	French Polynesia
2	Tiruchirapalli International Airport	TRZ	India
2	Tirupati Airport	TIR	India
2	Vadodara Airport	BDQ	India
2	Vijayawada Airport	VGA	India
2	Wellington International Airport	WLG	New Zealand
3	Abu Dhabi International Airport	AUH	United Arab Emirates
3	Adelaide Airport	ADL	Australia
3	Adelaide Parafield Airport	YPPF	Australia
3	Dubai World Central Airport	DWC	United Arab Emirates
3	Hamad International Airport	DOH	Qatar
3	Kaohsiung International Airport	KHH	Chinese Taipei
3	King Khaled International Airport	RUH	Saudi Arabia
3	Kuala Lumpur International Airport	KUL	Malaysia
3	Melbourne Airport	MEL	Australia
3	Nadi International Airport	NAN	Fiji
3	Narita International Airport	NRT	Japan
3	Phnom Penh International Airport	PNH	Cambodia
3	Salalah International Airport	SLL	Oman
3	Singapore Changi Airport	SIN	Singapore
3	Sydney International Airport	SYD	Australia
3	Taiwan Taoyuan International Airport	TPE	Chinese Taipei
3+	Sharjah International Airport	SHJ	United Arab Emirates
3+	Sunshine Coast Airport	MCY	Australia
4	Auckland International Airport	AKL	New Zealand
4	Bahrain International Airport	BAH	Bahrain
4	Brisbane International Airport	BNE	Australia
4	Chubu Centrair International Airport	NGO	Japan

4	Dubai International Airport	DXB	United Arab Emirates
4	Hamilton Airport	HLZ	New Zealand
4	Hong Kong International Airport	HKG	China
4	Incheon International Airport	ICN	South Korea
4	Kansai International Airport	KIX	Japan
4	Kobe Airport	UKB	Japan
4	Newcastle Airport	NTL	Australia
4	Osaka International Airport	ITM	Japan
4	Palmerston North Airport	PMR	New Zealand
4+	Chhatrapati Shivaji Maharaj International Airport	BOM	India
4+	Hawke's Bay Airport	NPE	New Zealand
4+	Indira Gandhi International Airport	DEL	India
4+	Queen Alia International Airport	AMM	Jordan
4+	Rajiv Gandhi International Airport	HYD	India
5	Christchurch International Airport	CHC	New Zealand
5	Kempegowda International Airport	BLR	India



Narita International Airport / NRT

NORTH AMERICA

LEVEL	AIRPORT	IATA	COUNTRY
1	Albany International Airport	ALB	United States
1	Albuquerque International Sunport	ABQ	United States
1	Boston Logan International Airport	BOS	United States
1	Calgary International Airport	YYC	Canada
1	Charlotte Douglas International Airport	CLT	United States
1	Comox Valley Airport	YQQ	Canada
1	Edmonton International Airport	YEG	Canada
1	Ellington Airport	EFD	United States
1	Fredericton International Airport	YFC	Canada
1	George Bush Intercontinental Airport	IAH	United States
1	Greater Moncton Roméo LeBlanc International Airport	YQM	Canada
1	Hartsfield-Jackson Atlanta International Airport	ATL	United States
1	Henderson Executive Airport	HSH	United States
1	John C. Munro Hamilton International Airport	YHM	Canada
1	London International Airport	YXU	Canada
1	McCarran International Airport	LAS	United States
1	North Las Vegas Airport	VGT	United States
1	Northeast Philadelphia Airport	PNE	United States
1	Perot Field Fort Worth Alliance Airport	AFW	United States
1	Pittsburgh International Airport	PIT	United States
1	Plant City Airport	KPCM	United States
1	Regina International Airport	YQR	Canada
1	Region of Waterloo International Airport	YKF	Canada
1	Saint John Airport	YSJ	Canada
1	South Valley Regional Airport	U42	United States
1	Thunder Bay International Airport	YQT	Canada
1	Tooele Valley Airport	TVY	United States
1	Trois-Rivières Airport	YRQ	Canada
1	William P. Hobby Airport	HOU	United States
2	Daniel K. Inouye International Airport	HNL	United States
2	Detroit Metropolitan Airport	DTW	United States
2	Fort McMurray Airport	YMM	Canada
2	Hollywood Burbank Airport	BUR	United States

2	John Glenn Columbus International Airport	CMH	United States
2	Kelowna International Airport	YLW	Canada
2	King County International Airport - Boeing Field	BFI	United States
2	Long Beach Airport	LGB	United States
2	Minneapolis Saint Paul International Airport	MSP	United States
2	Nanaimo Airport	YCD	Canada
2	Norman Y. Mineta San Jose International Airport	SJC	United States
2	Oakland International Airport	OAK	United States
2	Peter O. Knight Airport	TPF	United States
2	Philadelphia International Airport	PHL	United States
2	San Antonio International Airport	SAT	United States
2	San Luis Obispo County Regional Airport	SBP	United States
2	Saskatoon John G. Diefenbaker International Airport	YXE	Canada
2	Stinson Municipal Airport	SSF	United States
2	Tampa Executive Airport	VDF	United States
2	Tampa International Airport	TPA	United States
2	Victoria International Airport	YYJ	Canada
3	Charlottetown Airport	YYG	Canada
3	Downtown Heliport	8A4	United States
3	Eagle Creek Airpark	EYE	United States
3	Halifax Robert L. Stanfield International Airport	YHZ	Canada
3	Hendricks County Airport-Gordon Graham Field	2R2	United States
3	Indianapolis International Airport	IND	United States
3	Indianapolis Regional Airport	MQJ	United States
3	John F. Kennedy International Airport	JFK	United States
3	LaGuardia Airport	LGA	United States
3	Los Angeles International Airport	LAX	United States
3	Metropolitan Airport	UMP	United States
3	Newark Liberty International Airport	EWR	United States
3	Québec City Jean Lesage International Airport	YQB	Canada
3	Salt Lake City International Airport	SLC	United States
3	Stewart International Airport	SWF	United States
3	Teterboro Airport	TEB	United States
3	Van Nuys Airport	VNY	United States
3	Winnipeg James Armstrong Richardson International Airport	YWG	Canada
3+	Austin-Bergstrom International Airport	AUS	United States
3+	Ottawa Macdonald-Cartier International Airport	YOW	Canada

4	Dallas Love Field Airport	DAL	United States
4	Montréal-Trudeau International Airport	YUL	Canada
4	Phoenix Sky Harbor International Airport	PHX	United States
4	San Francisco International Airport	SFO	United States
4	Toronto Pearson International Airport	YYZ	Canada
4+	Dallas-Fort Worth International Airport	DFW	United States
4+	San Diego International Airport	SAN	United States
4+	Vancouver International Airport	YVR	Canada



Halifax Robert L. Stanfield International Airport / YHZ

LATIN AMERICA & THE CARIBBEAN

LEVEL	AIRPORT	IATA	COUNTRY
1	Amado Nervo National Airport	TPQ	Mexico
1	Ciudad del Carmen International Airport	CME	Mexico
1	Ciudad Victoria International Airport	CVM	Mexico
1	Comodoro Rivadavia Airport	CRD	Argentina
1	Ezeiza International Airport	EZE	Argentina
1	Hermanos Serdán International Airport	PBC	Mexico
1	Iguazu Cataratas Airport	IGR	Argentina
1	Jorge Newbery Airfield	AEP	Argentina
1	L.F. Wade International Airport	BDA	Bermuda
1	Licenciado Miguel de la Madrid National Airport	CLQ	Mexico
1	Loreto International Airport	LTO	Mexico
1	Luis Muñoz Marín International Airport	SJU	Puerto Rico
1	Lynden Pindling International Airport	NAS	Bahamas
1	Mendoza El Plumerillo Airport	MDZ	Argentina
1	Norman Manley International Airport	KIN	Jamaica
1	Pajas Blancas Airport	COR	Argentina
1	Puerto Escondido International Airport	PXM	Mexico
1	Santos Dumont Airport	SDU	Brazil
1	Tajín National Airport	PAZ	Mexico
1	Tehuacán National Airport	TCN	Mexico
2	Brasília International Airport	BSB	Brazil
2	Cancun International Airport	CUN	Mexico
2	Carrasco International Airport	MVD	Uruguay
2	Chihuahua Airport	CUU	Mexico
2	Ciudad Juárez International Airport	CJS	Mexico
2	Cozumel International Airport	CZM	Mexico
2	Culiacan International Airport	CUL	Mexico
2	D. Oduber Quiros International Airport	LIR	Costa Rica
2	Durango International Airport	DGO	Mexico
2	Florianópolis International Airport	FLN	Brazil
2	General Juan Álvarez International Airport	ACA	Mexico
2	Guanajuato International Airport	BJX	Mexico
2	Hermosillo International Airport	HMO	Mexico
2	Huatulco Airport	HUX	Mexico

2	La Paz International Airport	LAP	Mexico
2	Los Mochis International Airport	LMM	Mexico
2	Macaé Airport	MEA	Brazil
2	Mazatlan International Airport	MZT	Mexico
2	Mérida International Airport	MID	Mexico
2	Minatitlán Airport	MTT	Mexico
2	Monterrey Airport	MTY	Mexico
2	Pisco Airport	PIO	Peru
2	Ponciano Arriaga International Airport	SLP	Mexico
2	Punta Cana International Airport	PUJ	Dominican Republic
2	Reynosa-Blanco Airport	REX	Mexico
2	San Jose Del Cabo International Airport	SJD	Mexico
2	San José Juan Santamaria International Airport	SJO	Costa Rica
2	Sangster International Airport	MBJ	Jamaica
2	Santiago Arturo Merino Benitez International Airport	SCL	Chile
2	Tampico International Airport	TAM	Mexico
2	Tapachula International Airport	TAP	Mexico
2	Tijuana International Airport	TIJ	Mexico
2	Torreon International Airport	TRC	Mexico
2	Veracruz International Airport	VER	Mexico
2	Villahermosa International Airport	VSA	Mexico
2	Vitoria Airport	VIX	Brazil
2	Xoxocotlan International Airport	OAX	Mexico
2	Zacatecas Airport	ZCL	Mexico
2	Zihuatanejo Airport	ZIH	Mexico
3	Aguascalientes International Airport	AGU	Mexico
3	Arroyo Barril International Airport	EPS	Dominican Republic
3	Gral Francisco J. Mujica International Airport	MLM	Mexico
3	Gral Rodolfo Sánchez Taboada International Airport	MXL	Mexico
3	Gregorio Luperón International Airport	POP	Dominican Republic
3	Guadalajara International Airport	GDL	Mexico
3	Guadeloupe-Pôle Caraïbes Airport	PTP	France
3	Jorge Chavez International Airport	LIM	Peru

3	La Isabela International Airport	JBQ	Dominican Republic
3	Las Américas International Airport	SDQ	Dominican Republic
3	María Montez International Airport	BRX	Dominican Republic
3	Martinique Aimé Césaire International Airport	FDF	Martinique
3	Playa de Oro International Airport	ZLO	Mexico
3	Puerto Vallarta International Airport	PVR	Mexico
3	Querétaro Intercontinental Airport	QRO	Mexico
3	Reina Beatrix International Airport	AUA	Netherlands
3	Rio de Janeiro International Airport-Galeão Antonio Carlos Jobim	GIG	Brazil
3	Saint Martin Grand Case Airport	SFG	France
3	Salvador Bahia International Airport-Deputado Luis Eduardo Magalhaes	SSA	Brazil
3	Samaná El Catey International Airport	AZS	Dominican Republic
3+	Cibao International Airport	STI	Dominican Republic
3+	Galápagos Ecological Airport	GPS	Ecuador
3+	Guayaquil International Airport - José Joaquín de Olmedo	GYE	Ecuador
3+	Tancredo Neves-Confins International Airport	CNF	Brazil
4	El Dorado International Airport	BOG	Colombia
4+	Quito International Airport	UIO	Ecuador

AFRICA

LEVEL	AIRPORT	IATA	COUNTRY
1	Fes / Saïss Airport	FEZ	Morocco
1	Kigali International Airport	KGL	Rwanda
1	Rabat / Salé Airport	RBA	Morocco
2	Antananarivo Airport - Ivato	TNR	Madagascar
2	Cape Town International Airport	CPT	South Africa
2	Casablanca Mohammed V International Airport	CMN	Morocco
2	Chief Dawid Stuurman International Airport (formerly Port Elizabeth International Airport)	PLZ	South Africa
2	King Shaka International Airport	DUR	South Africa
2	Lomé-Tokoin Airport	LFW	Togo
2	Marrakech Ménara Airport	RAK	Morocco
2	Monastir International Airport	MIR	Tunisia
2	Murtala Muhammed Airport Two (MMA2)	LOS	Nigeria
2	Nosy Be Airport	NOS	Madagascar
2	O.R. Tambo International Airport	JNB	South Africa
2	Saint-Pierre Airport - Pierrefonds	ZSE	France
3	Dakar Blaise Diagne International Airport	DSS	Senegal
3	Dzaoudzi Pamandzi International Airport	DZA	Mayotte
3	Eldoret Airport	EDL	Kenya
3	Jomo Kenyatta International Airport	NBO	Kenya
3	Kisumu International Airport	KIS	Kenya
3	La Réunion Roland Garros Airport	RUN	France
3	Moi International Airport	MBA	Kenya
3+	Brazzaville Maya-Maya International Airport	BZV	Republic of Congo
3+	Libreville Léon Mba International Airport	LBV	Gabon
4	Enfidha Hammamet International Airport	NBE	Tunisia
4+	Félix-Houphouët-Boigny Abidjan International Airport	ABJ	Ivory Coast



www.airportcarbonaccreditation.org



**Contact the Programme Administrator:
Environmental Minds
Email: aca@environmental-minds.com
Phone: +30 210-6529712**

© ACI EUROPE 2025

Designed by Caroline Terrée

