



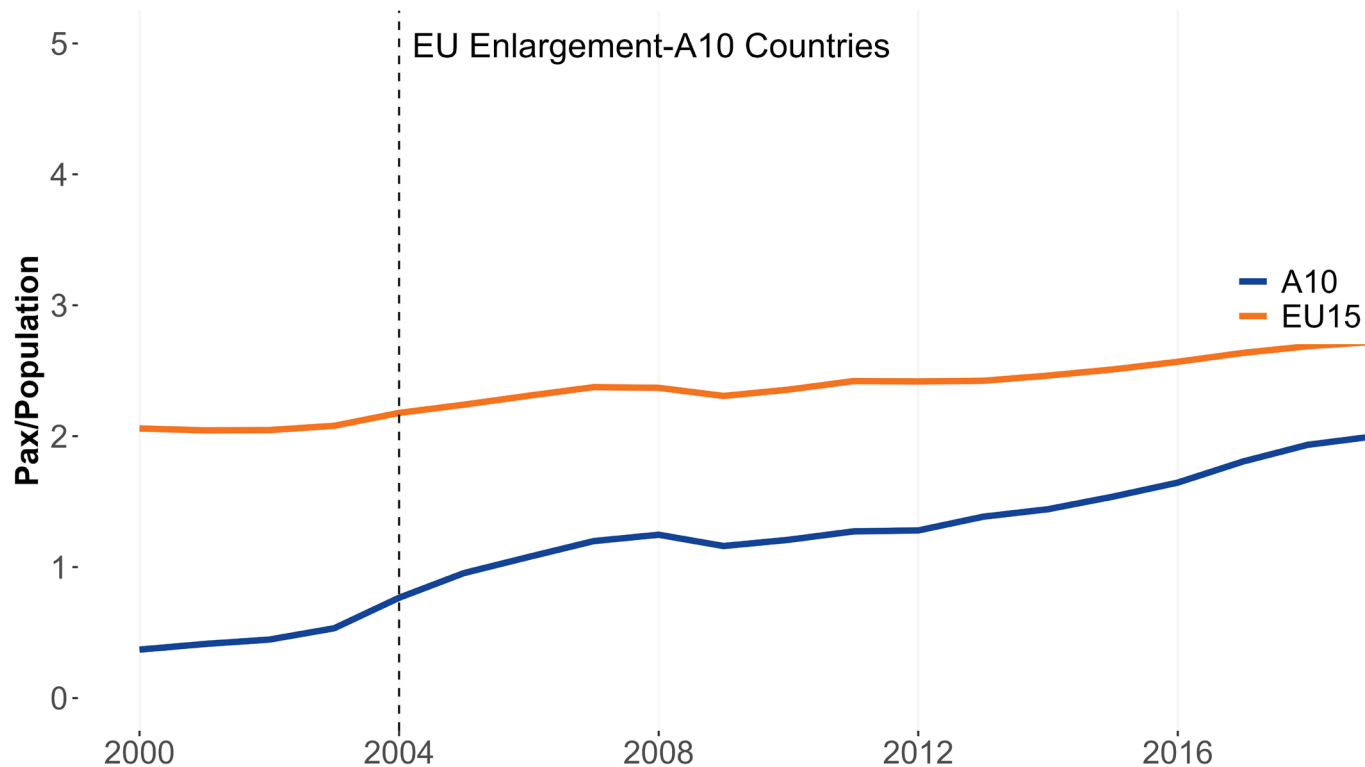
AIRPORTS COUNCIL  
INTERNATIONAL

# Aviation benefits of EU enlargement

**Pardis Golabvand, Traffic Coordinator**  
**ACI EUROPE**

# Aviation benefits of EU enlargement

Population engaging in air travel has greatly increased



The period after EU enlargement saw a convergence between the original 15 EU member states and the new 10 accession member states in 2004.

This graph shows that the ratio of Population to Passengers over 20 years (2000-2019) converged, as more and more of the population from the Accession 10 (A10) countries were able to use aviation as a means of transport.

A10 Countries: Cyprus, Czechia, Estonia, Hungary, Latvia, Lithuania, Malta, Poland, Slovakia, Slovenia

# Aviation benefits of EU enlargement

Population per Pax for EU15 and A10 Countries

Year	A10	EU15
2000	2.71	0.49
2001	2.59	0.49
2002	2.51	0.49
2003	2.31	0.48
2004	1.87	0.43
2005	1.58	0.41
2006	1.40	0.38
2007	1.25	0.36
2008	1.19	0.36
2009	1.31	0.38
2010	1.25	0.37
2011	1.17	0.34
2012	1.16	0.34
2013	1.05	0.34
2014	1.00	0.33
2015	0.91	0.32
2016	0.82	0.30
2017	0.71	0.28
2018	0.63	0.27
2019	0.59	0.26

## Accession Countries

In 2004, the population divided by passengers (Pax) for A10 countries was 1.87, while in 2019, it decreased significantly to 0.59. This indicates a significant increase in passenger numbers relative to the population in A10 countries. The decrease from 2004 to 2019 is approximately 68.4%.

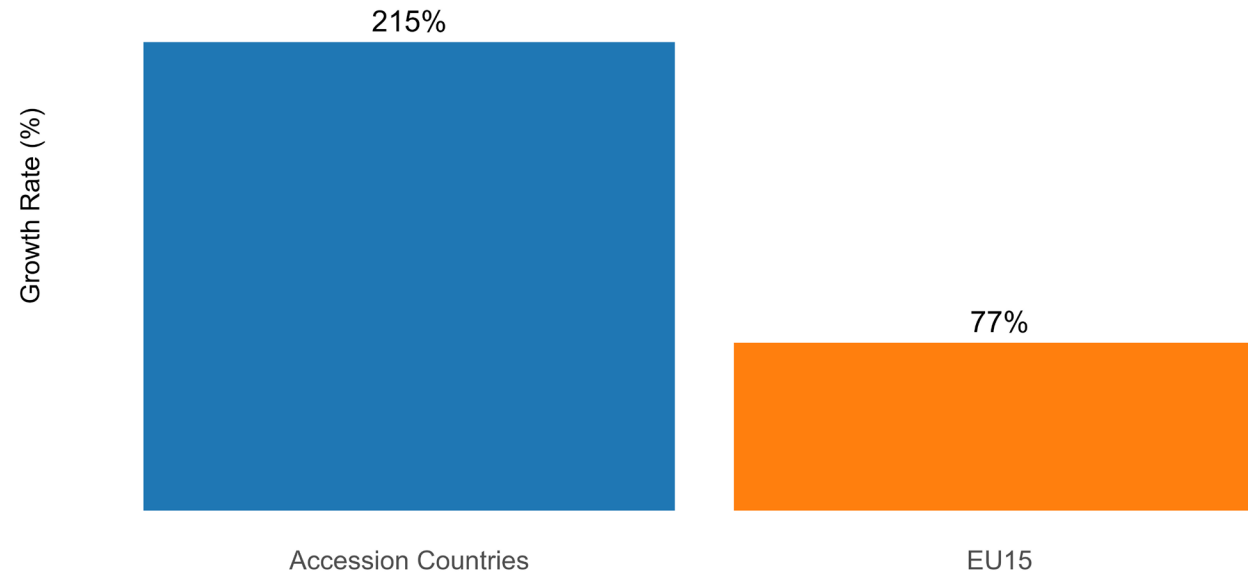
## EU15 Countries

Similar to A10 countries, this indicates a notable decrease in the ratio of population to passengers over this period for EU12 countries, suggesting a significant increase in passenger numbers relative to the population. The decrease from 2004 to 2019 is approximately 39.5%.

# Aviation benefits of EU enlargement

Joining the EU played a pivotal role in the growth of air travel in accession countries causing in a much higher growth rate of passengers compared to EU15 countries.

**Growth in Airport Passenger Volumes, 2004 to 2019**



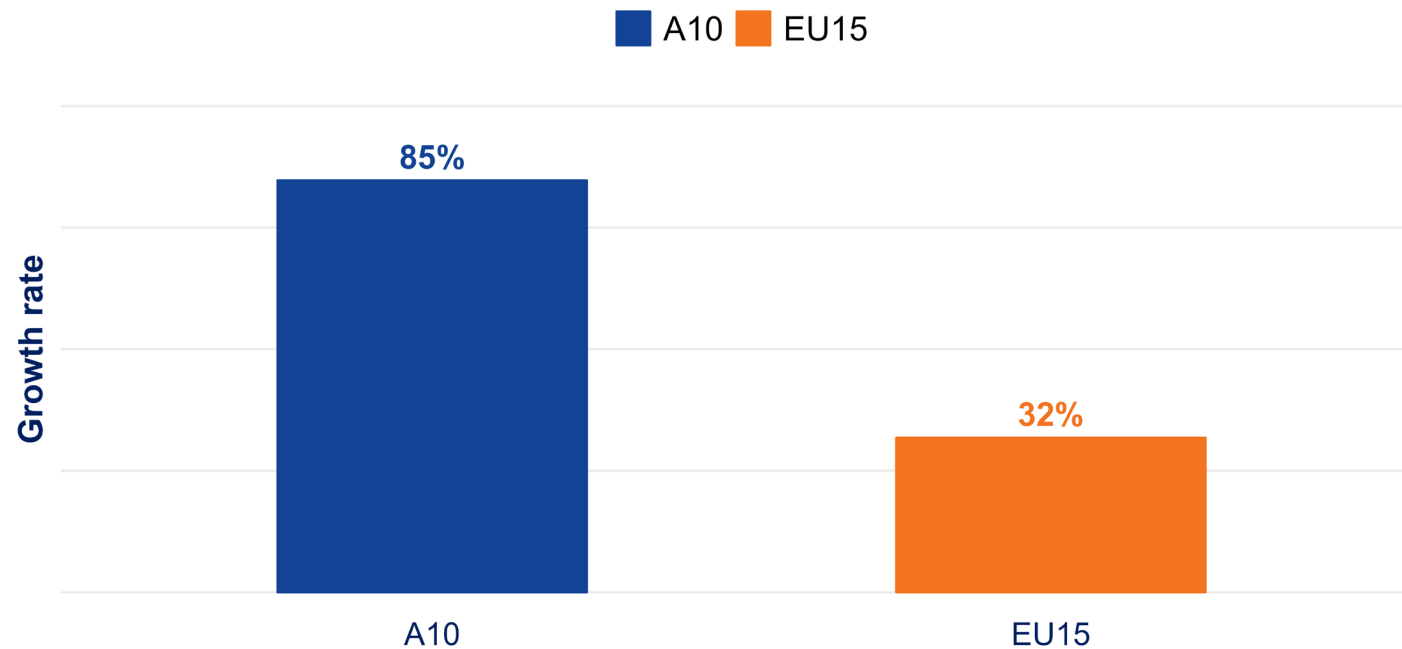
# Aviation benefits of EU enlargement

Accession countries, especially post-enlargement, exhibited higher growth rates compared to EU15 countries post enlargement, indicating a more rapid expansion of the passenger market in these countries. This may be attributed to various factors such as economic development, infrastructure improvements, and increased integration into the EU market.

<b>Passenger Growth</b>		
	<b>A10</b>	<b>EU15</b>
<b>2000 vs 2004</b>	<b>43.6%</b>	<b>14.3%</b>
<b>2004 vs 2009</b>	<b>43.3%</b>	<b>15.7%</b>
<b>2004 vs 2019</b>	<b>215.3%</b>	<b>77.2%</b>

# Direct connectivity gains brought Europe's airports and their communities closer

Growth in Direct Connectivity (2019 vs 2004)





## AIRPORTS COUNCIL INTERNATIONAL

ACI EUROPE is the European region of Airports Council International (ACI), the only worldwide professional association of airport operators. ACI EUROPE represents over 500 airports in 55 countries.

Our members facilitate over 90% of commercial air traffic in Europe. Air transport supports 13.5 million jobs, generating €886 billion in European economic activity (4.4% of GDP). In response to the Climate Emergency, in June 2019 our members committed to achieving Net Zero carbon emissions for operations under their control by 2050, without offsetting.

[www.aci-europe.org](http://www.aci-europe.org)

    @ACI\_EUROPE

© Copyright ACI EUROPE 2024.

EVERY FLIGHT BEGINS AT THE AIRPORT.